
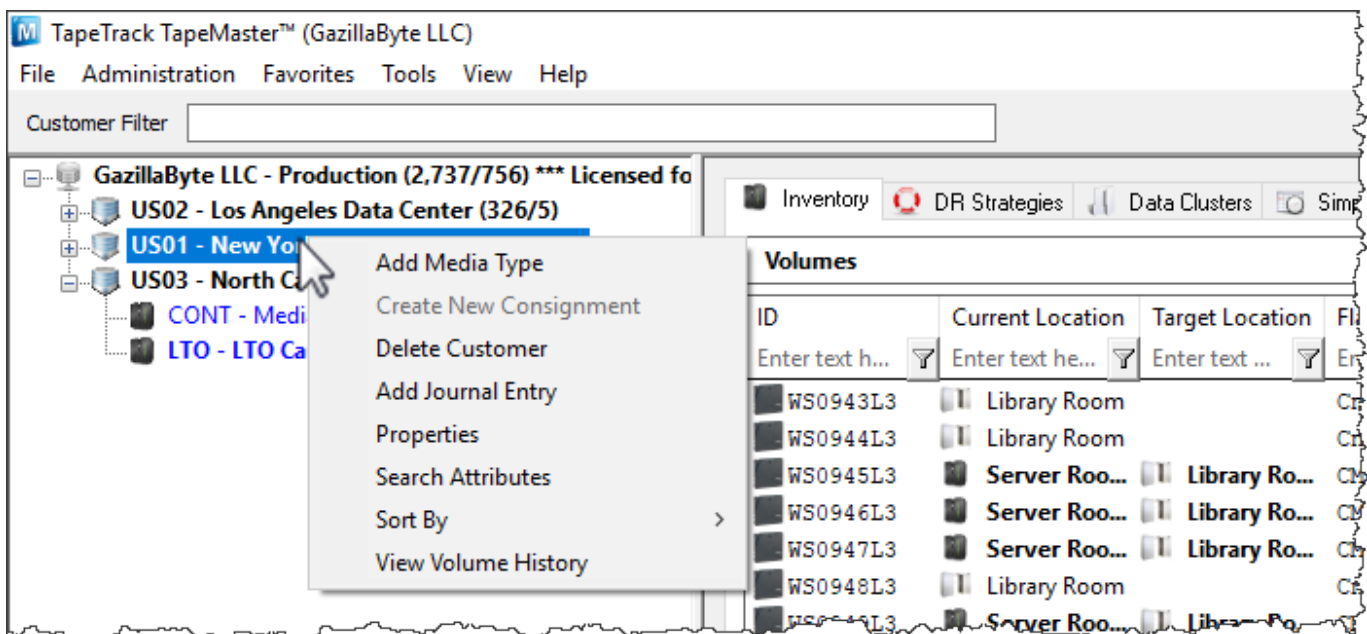


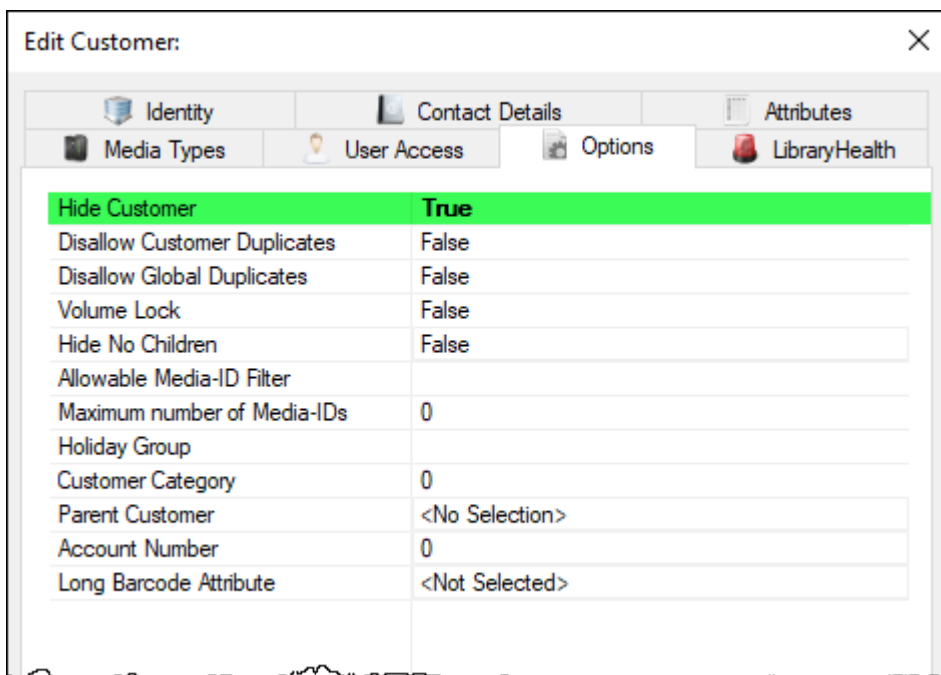
# Hiding Customers

 You need tapemaster rights to access the main menu to make any alterations

To Hide a Customer, in TapeMaster right click the required Customer-ID and select Properties.



From the Edit Customer window select the Options tab, set Hide Customer option to True and click Save to update data.



Once hidden, the Customer can be set to either be greyed out and inactive (not clickable) or completely removed from display depending on the settings in the TapeTrack preferences.

To have the hidden Customer displayed in a greyed out format:

- From the main menu, click File > Preferences
- In the options window, set Show Hidden Customers to True
- Click Save to update data.

[hidden\\_customers\\_false](#)

To have the hidden Customer removed from display:

- From the main menu, click File > Preferences
- In the options window, set Show Hidden Customers to False
- Click Save to update data.

[hidden\\_customers\\_true](#)

## Unhiding Customers

Unhiding Customers is essentially the same procedure to hiding Customers but in the reverse order.

If you can see the hidden Customers but in a greyed out format you can skip this step.

If you can't see the hidden customer, from the Main Menu click File > Preferences to open the Options tab. Set the option Show Hidden Customers to True. Click Save to update the settings.

Any hidden Customers will now show in the Customer Tree as a Greyed out listing.

Right click on the required hidden Customer and select Properties to open the Edit Customer window. Select the Options tab and set the option Hide Customer to False and click Save to update the settings. The Customer will no longer be hidden. If you have other hidden Customers that you want removed from view remember to set the Show hidden Customers to False from the Server Options accessed from the Main Menu by clicking File > Preferences"

[hidden](#), [media](#), [technote](#), [update doco](#)

From:  
<https://rtfm.tapetrack.com/> - **TapeTrack Documentation**

Permanent link:  
[https://rtfm.tapetrack.com/technote/hiding\\_customer\\_ids?rev=1608589318](https://rtfm.tapetrack.com/technote/hiding_customer_ids?rev=1608589318)

Last update: **2025/01/21 22:07**

