

# Modulo 43 Barcodes

Modulo 43, or Code 39 Mod 43, is an extension of the Code 39 barcode symbology.

## How it works

- Each character of the Barcode in turn is looked up in the following string  
**0123456789ABCDEFGHIJKLMNOPQRSTUVWXYZ-.\$/+%**
- When the character is found the offset of that character is added to a running total
- At the end of the string the subtotal is divided by 43
- The offset of the remainder of the division is then looked up in the search string and appended to the barcode

00	<b>0</b>	11	<b>B</b>	22	<b>M</b>	33	<b>X</b>
01	<b>1</b>	12	<b>C</b>	23	<b>N</b>	34	<b>Y</b>
02	<b>2</b>	13	<b>D</b>	24	<b>O</b>	35	<b>Z</b>
03	<b>3</b>	14	<b>E</b>	25	<b>P</b>	36	<b>-</b>
04	<b>4</b>	15	<b>F</b>	26	<b>Q</b>	37	<b>.</b>
05	<b>5</b>	16	<b>G</b>	27	<b>R</b>	38	<b>space</b>
06	<b>6</b>	17	<b>H</b>	28	<b>S</b>	39	<b>\$</b>
07	<b>7</b>	18	<b>I</b>	29	<b>T</b>	40	<b>/</b>
08	<b>8</b>	19	<b>J</b>	30	<b>U</b>	41	<b>+</b>
09	<b>9</b>	20	<b>K</b>	31	<b>V</b>	42	<b>%</b>
10	<b>A</b>	21	<b>L</b>	32	<b>W</b>		

## Example

- 229446L6
- Using the Barcode **229446L6**.
- Substituting the characters for the positional values gives  $2 + 2 + 9 + 4 + 4 + 6 + 21 + 6 = 54$
- The subtotal (54) divided by 43 gives a remainder of 11.
- Character 11 in the search string is **B**.
- So a modulo 43 Barcode with value **229446L6** would be **229446L6B**

## How TapeTrack caters for Module 43

If your tape library consists only of media volumes that use the Modulo 43 check digit the simplest approach would be to create a Barcode definition that says (presuming all of your Barcodes have 6 digits) the volume serial portion of the Barcode is made up of digits 1-6 of what is scanned.

In reality things are probably not going to be that simple. So if you have some Barcodes with Modulo 43 and some without this is how TapeTrack manages them:

When the [Media Option](#) Barcodes Use Modulo43 to true, all Barcodes are treated as Modulo43 barcodes. Any barcode scanned will then confirm the Modulo43 check value is correct before removing this value and inputting the truncated barcode into TapeTrack.

For example, Barcode **229446L6B** will scan, check that **B** is the correct modulo43 check value, trim the **B** off the end of the Barcode and input **229446L6** into TapeTrack.

When you have a mix of standard and Modulo43 Barcodes within your inventory, expanding out the [Media Option](#) Barcodes Use Modulo43 allows barcodes of different lengths to be handled as either a standard or Modulo43 Barcode.

Setting Barcodes Use Modulo43 and Exclude Length 8 to true will have the effect of any 8 character Barcode scanned without being handled by Modulo43 input rules. Any other length Barcode will be treated as a Modulo43 Barcode and handled appropriately.

Edit Media: LTO Cartridge (5/0)

Identity

Volume-ID Building

Options

Hide Media Type	False
Internal	False
Maximum Volumes	0
Maximum Repositories	0
Allowable Volume-IDs	
Default Media Type	False
Auto Simple Management	False
Auto Container	False
Stock Controlled	False
Auto Stock Selection	False
Relaxed Barcode Matching	False
No Move-back Warning	False
Lock Volumes	False
No HealthCheck	False
Show BuiltIn Repositories	False
Remove barcode suffix	
Barcodes use Modulo43	True
Modulo43 Exclusions	
Exclude Length 3	False
Exclude Length 4	False
Exclude Length 5	False
Exclude Length 6	False
Exclude Length 7	False
Exclude Length 8	True
Exclude Length 9	False
Exclude Length 10	False
Default Repository	Library

Save


Cancel

Help

For example, Barcode **123456L6** will scan as **123456L6** without alteration, where as **22944L6B** will scan in as **22944L6**.

Scan to add new Volumes

229446L6B

  
229446L6B


Barcode


Customer


Media Type


Volume-ID


Message


 229446L6B


 Los Angeles Data Center


 LTO Cartridge


 229446L6


 Request OK

 123456L6

 Los Angeles Data Center

 LTO Cartridge

 123456L6

 Request OK

Defaults

Customer-IDUS02

Media-IDLTO

Options

Save DefaultsTrue

Enable SoundsTrue

Edit

Multiline RecordsFalse

Messages (2)

## See Also

[TapeTrack Barcode Parsing](#)

[technote](#), [barcode](#), [modulo43](#), [scan](#), [update-doco](#)

From:

<https://rtfm.tapetrack.com/> - **TapeTrack Documentation**

Permanent link:

<https://rtfm.tapetrack.com/technote/modulo43-barcodes>

Last update: **2025/01/21 22:07**

