

TapeMaster Startup Message

TapeMaster can display a special notice on a popup dialog upon logging on.

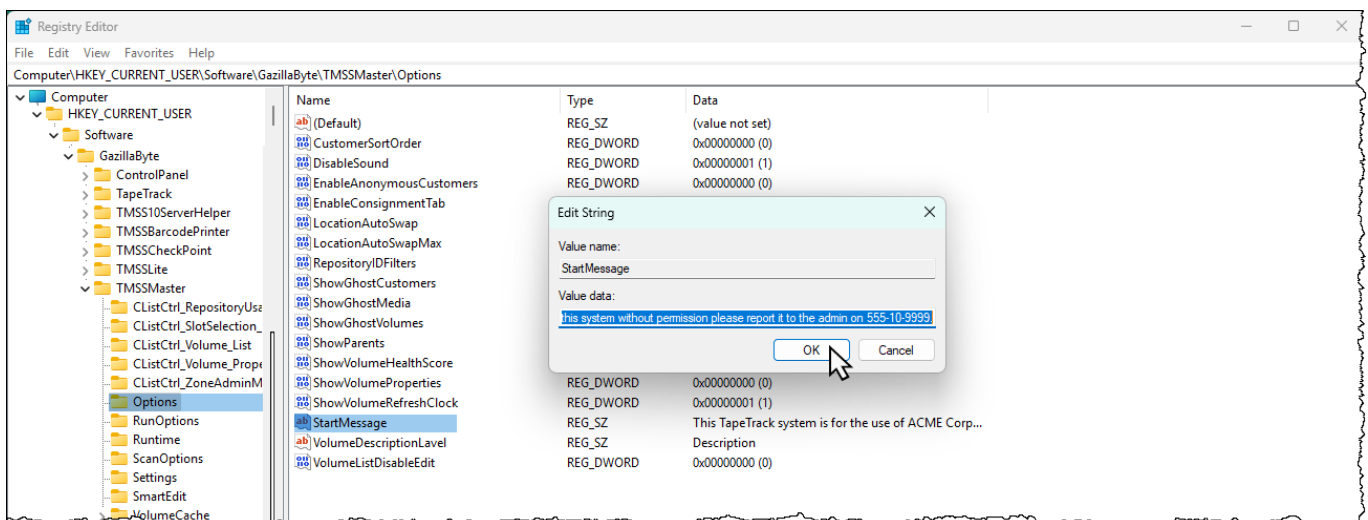
Setting The Message

Changes made to the Windows registry happen immediately, and no backup is automatically made. Do not edit the Windows registry unless you are qualified and confident about doing so.



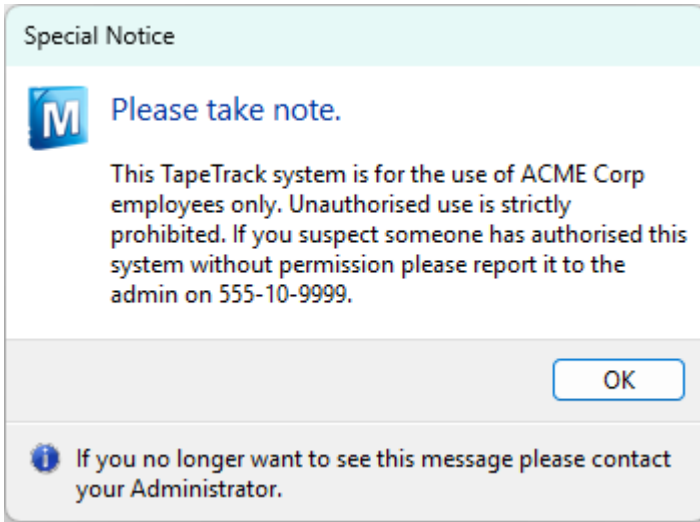
Microsoft have issued the following warning with respect to the Registry Editor:
“Using Registry Editor incorrectly can cause serious, system-wide problems that may require you to re-install Windows to correct them. Microsoft cannot guarantee that any problems resulting from the use of Registry Editor can be solved. Use this tool at your own risk.”

The message can be set via a registry key at
Computer\HKEY_CURRENT_USER\Software\GazillaByte\TMSSMaster\Options



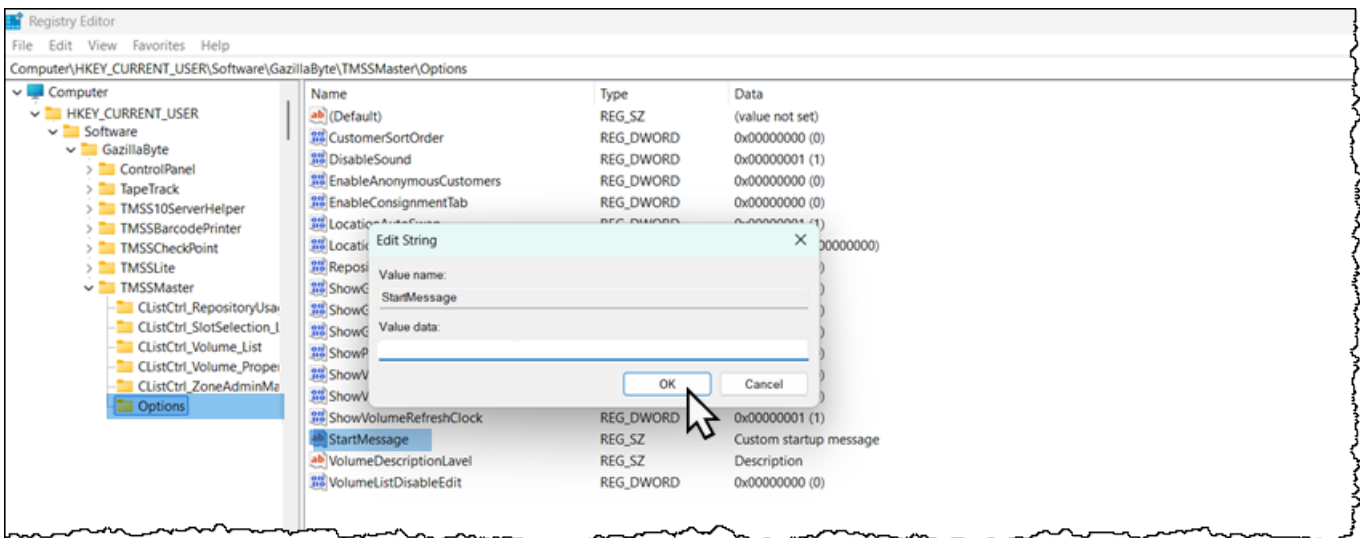
Displaying The Message

When an authorized user logs into TapeMaster on the computer, the Special Notice dialog will be displayed before the login dialog is presented.



Removing Startup Message

To remove the Special Notice from being displayed when a user logs in to TapeMaster, remove the message string from the StartMessage registry, leaving it blank.



[technote](#), [registry](#), [master](#)

From: <https://rtfm.tapetrack.com/> - **TapeTrack Documentation**

Permanent link: https://rtfm.tapetrack.com/technote/tapemaster_start_message?rev=1740361599

Last update: **2025/02/24 01:46**

