

User Access Rights

[User](#) access rights, or privileges, for TapeTrack are divided into software rights and [Customer](#) access. This allows the same software privileges to be assigned to different [Users](#) while also choosing which [Customers](#) they have access to.

User Rights

[User](#) rights assign access rights for the TapeTrack software menus and functions.

Administration Rights allow a user-ID to:

- Set Allow Deletes for [Volumes](#) to true or false
- Add and delete Repositories
- Add and delete [Media Types](#)
- Add and delete [Customers](#)
- Set [Customer](#) options
- Set [Media](#) options
- Set Repository options

Scan-In Only restrict the user-ID to only being able to Scan-in the [Volumes](#) to their Target location.

tapemaster rights give the user-ID tapemaster super rights (full administration and total access) which allow:

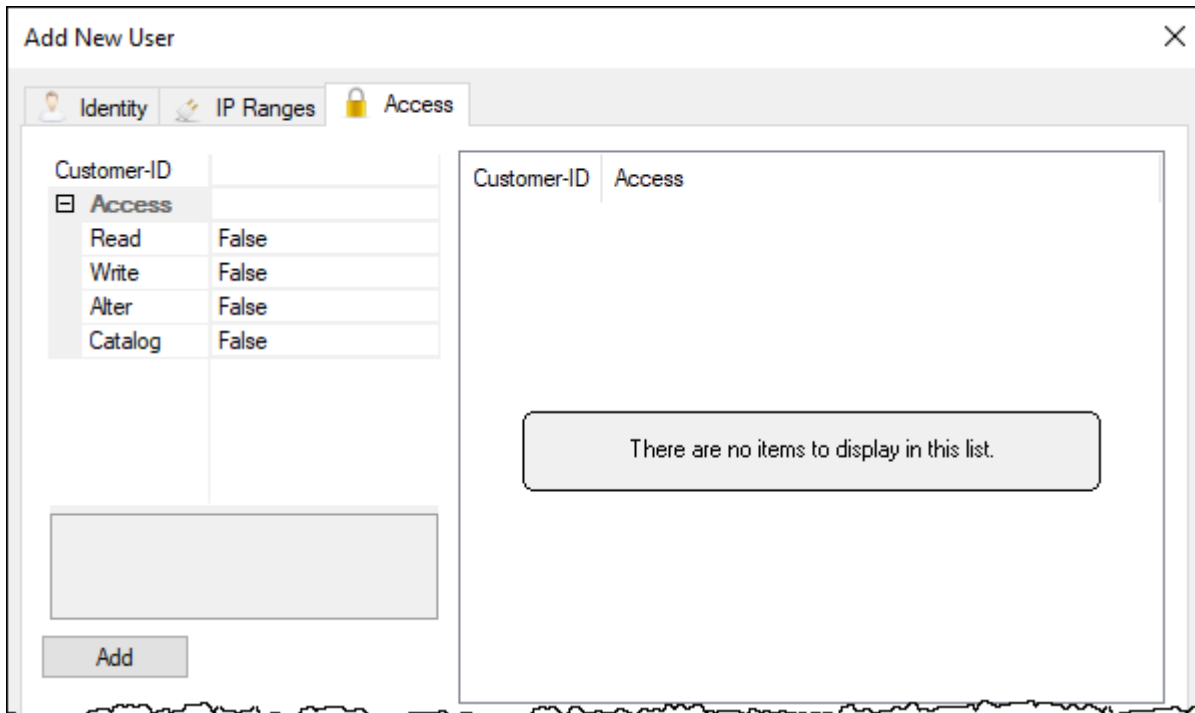
- Access to the "Administration" main menu functions
- Add, Delete or disable user-ID's
- Active [Users](#)
- Barcode administration
- [User](#) administration
- Server options and statistics
- Stock Control
- Zone administration
- Server Licensing

Certify rights allow a user-ID to create and read certificates.

Client Access rights determine which desktop software the user-ID has access to. The access rights are for TapeMaster, Lite, Checkpoint and Sync.

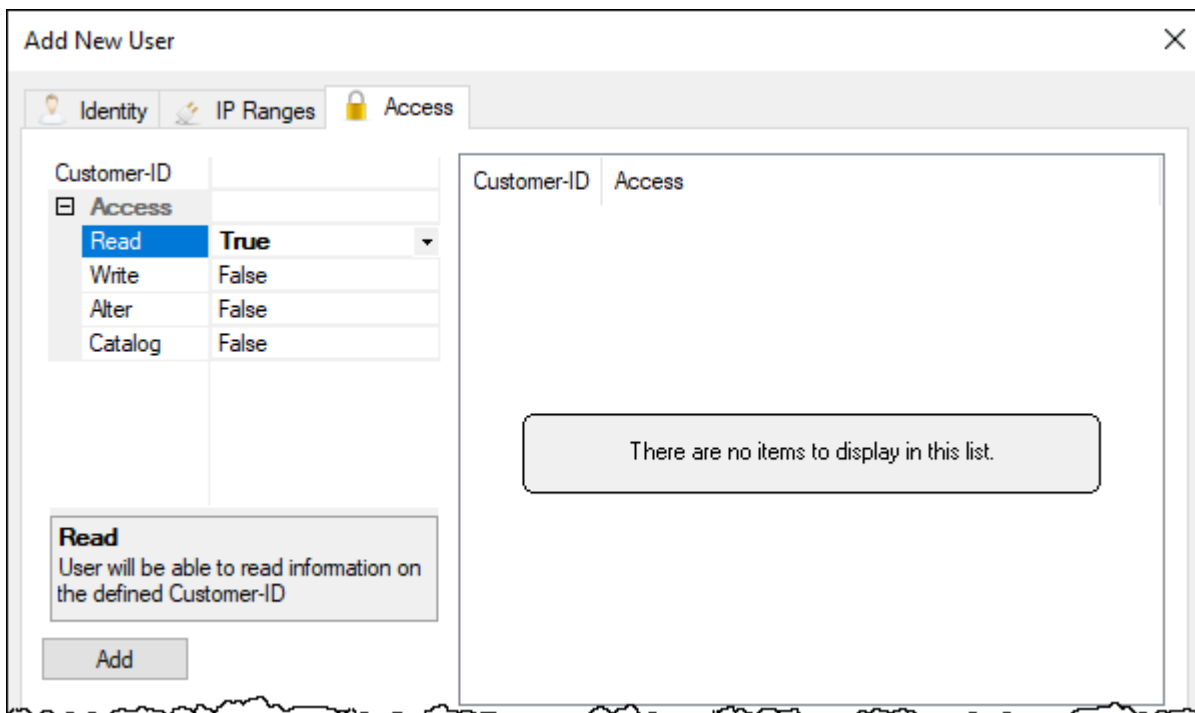
Customer Access Rights

[Customer](#) access rights can be assigned to a [User](#) on a per [Customer](#) basis. For example you may assign full [Customer](#) access to a staff member at the location of that [Customer Volumes](#) but only read access for other [Customers Volumes](#).



Read Access

Read access allows the **User-ID** to view the Inventory for the assigned **Customer-ID** but not make any alterations to the data including the **Volume's** location or attributes.

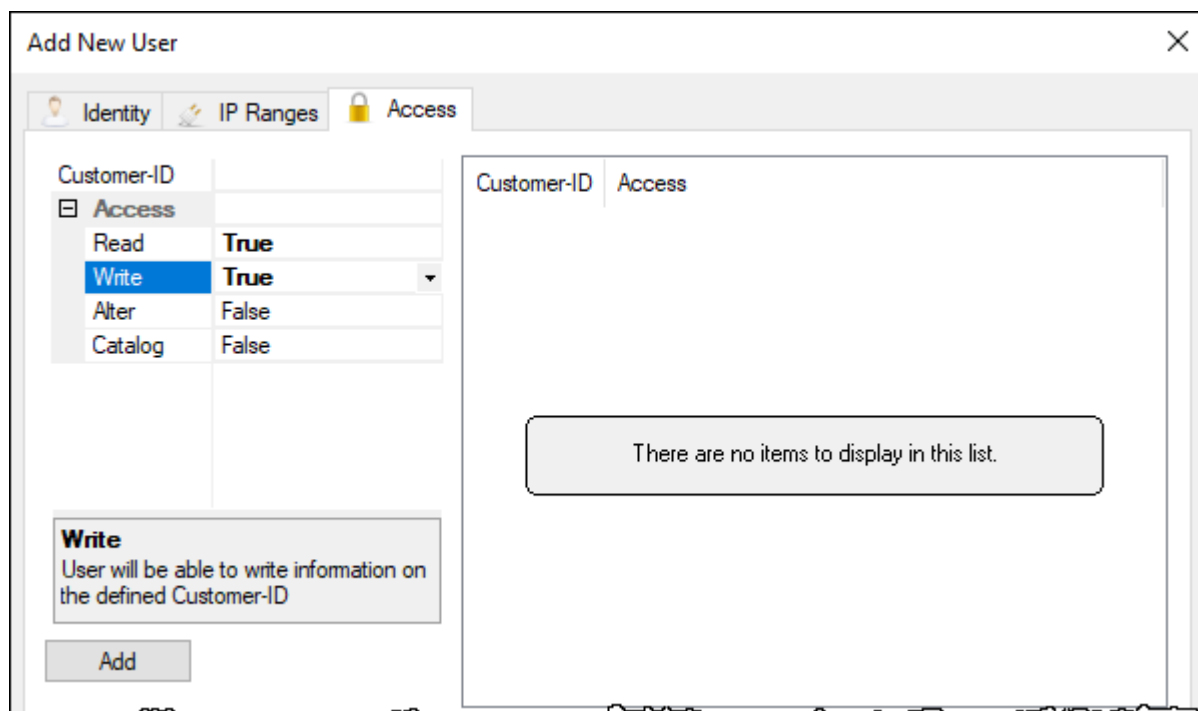


Write Access

To enable Write access, the **User-ID** must have Read access enabled.

Write access allows the **User-ID** to:

- Place **Volumes** into a move
- Confirm **Volumes** into Repositories
- Add or change **Volume** attributes and Flags



Alter Access

To enable Alter access, the **User-ID** must have Read and Write access enabled.

Alter access allows the **User-ID** to:

- Add **Volumes**
- Delete **Volumes** if current Repository set to Allow Deletes

Catalog Access

Catalog access allows the **User-ID** to access Catalog information

[technote](#), [tapemaster](#), [lite](#), [command line](#), [sync](#), [update doco](#)

From: <https://rtfm.tapetrack.com/> - **TapeTrack Documentation**

Permanent link: https://rtfm.tapetrack.com/technote/user_rights?rev=1651718396

Last update: **2025/01/21 22:07**

