

# User Access Rights

[User](#) access rights, or privileges, for TapeTrack are divided into software rights and [Customer](#) access. This allows the same software privileges to be assigned to different [Users](#) while also choosing which [Customers](#) they have access to.

## User Rights

[User](#) rights assign access rights for the TapeTrack software menus and functions.

Administration Rights allow a user-ID to:

- Set Allow Deletes for [Volumes](#) to true or false
- Add and delete Repositories
- Add and delete [Media Types](#)
- Add and delete [Customers](#)
- Set [Customer](#) options
- Set [Media](#) options
- Set Repository options

Scan-In Only restrict the user-ID to only being able to Scan-in the [Volumes](#) to their Target location.

tapemaster rights give the user-ID tapemaster super rights (full administration and total access) which allow:

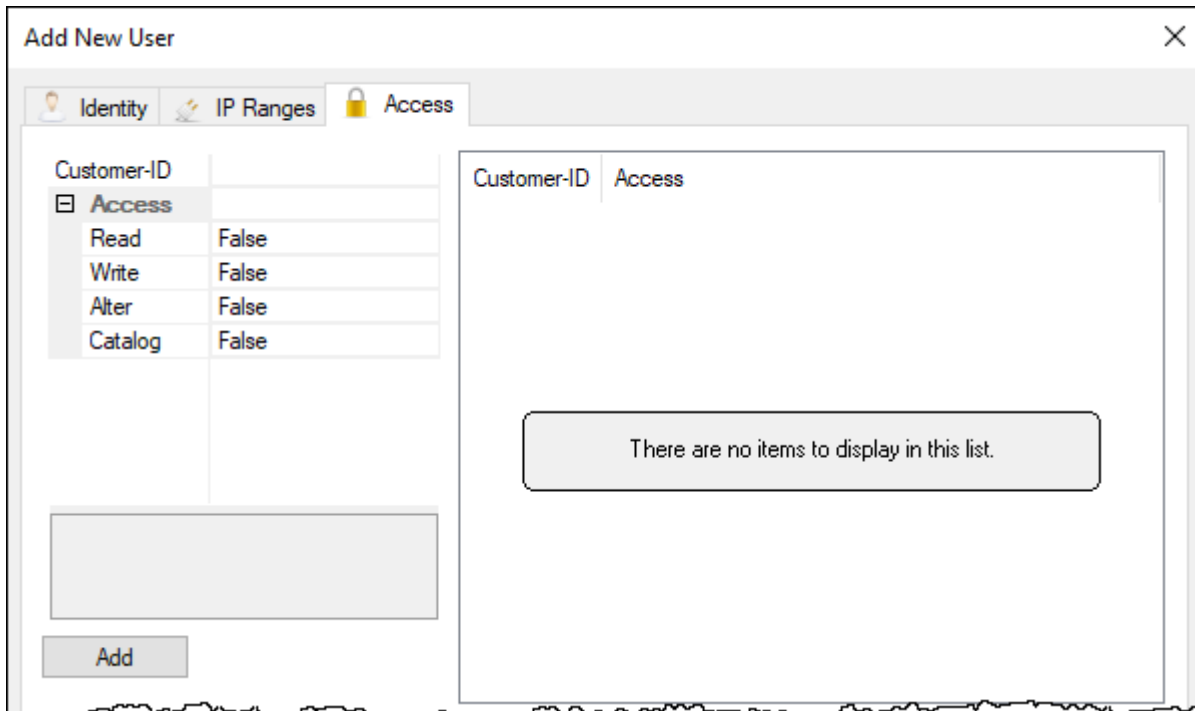
- Access to the "Administration" main menu functions
- Add, Delete or disable user-ID's
- Active [Users](#)
- Barcode administration
- [User](#) administration
- Server options and statistics
- Stock Control
- Zone administration
- Server Licensing

Certify rights allow a user-ID to create and read certificates.

Client Access rights determine which desktop software the user-ID has access to. The access rights are for TapeMaster, Lite, Checkpoint and Sync.

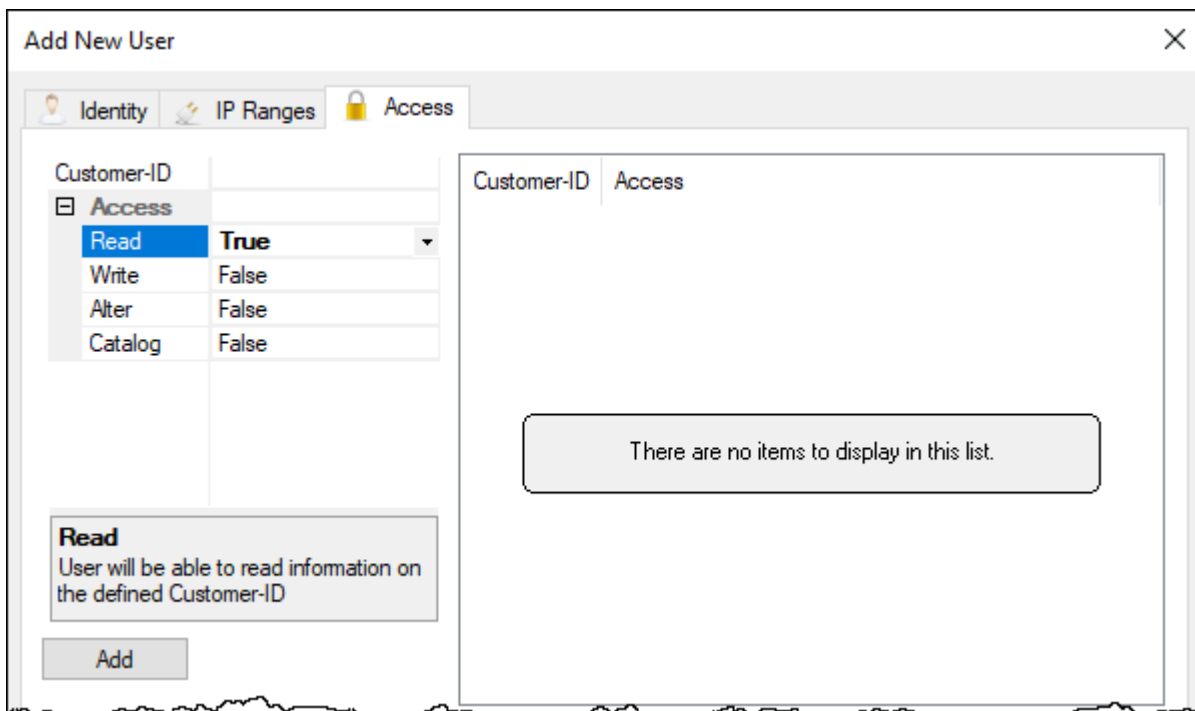
## Customer Access Rights

[Customer](#) access rights can be assigned to a [User](#) on a per [Customer](#) basis. For example you may assign full [Customer](#) access to a staff member at the location of that [Customer Volumes](#) but only read access for other [Customers Volumes](#).



### Read Access

Read access allows the [User-ID](#) to view the Inventory for the assigned [Customer-ID](#) but not make any alterations to the data including the [Volume's](#) location or attributes.

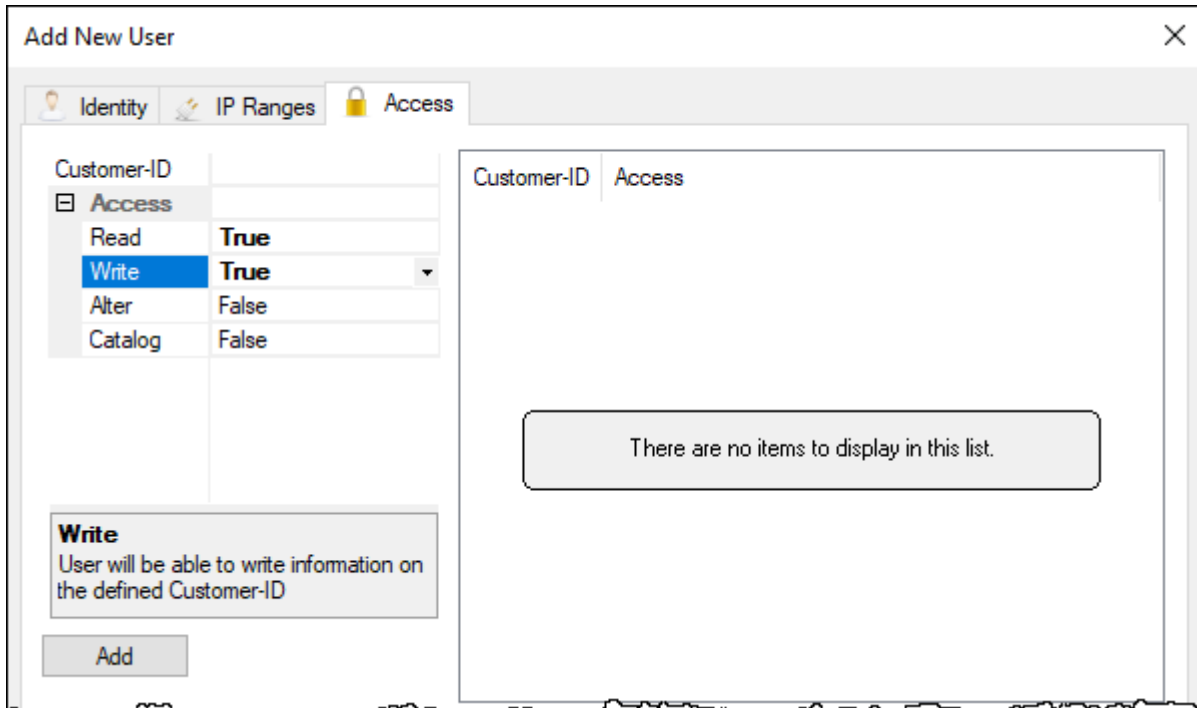


### Write Access

Write access allows the [User-ID](#) to:

- Place [Volumes](#) into a move

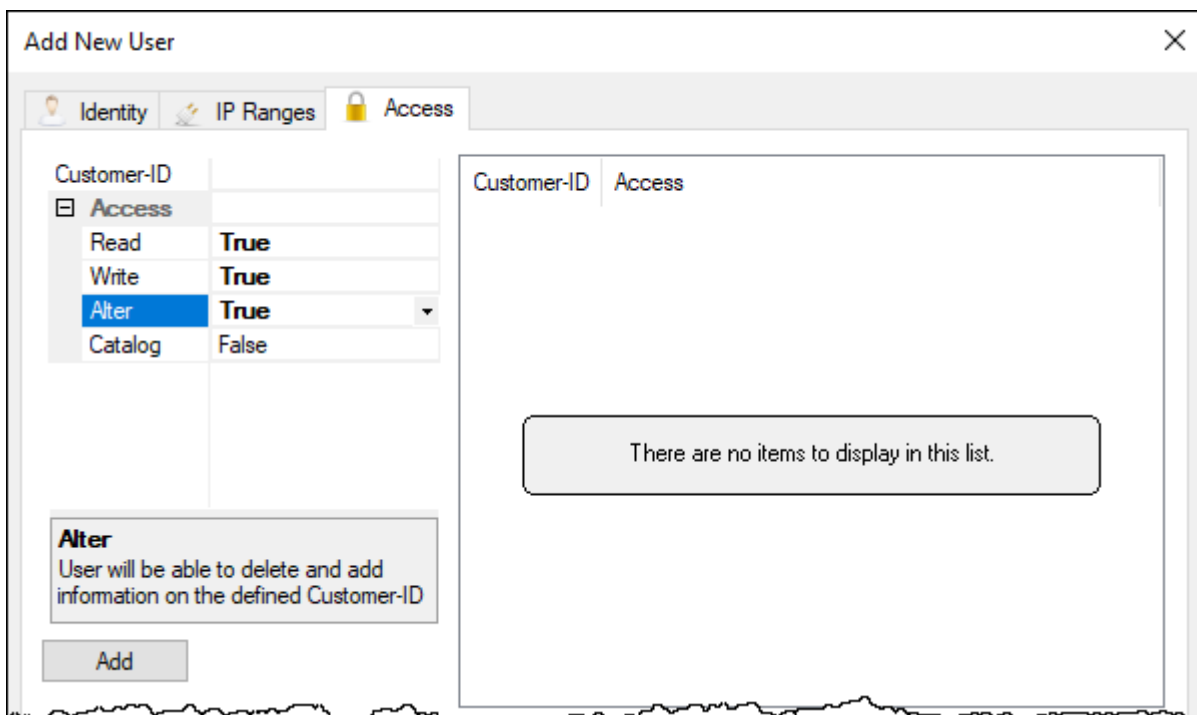
- Confirm [Volumes](#) into Repositories
- Add or change [Volume](#) attributes and Flags



## Alter Access

Alter access allows the [User-ID](#) to:

- Add [Volumes](#)
- Delete [Volumes](#) if current Repository set to Allow Deletes



## Catalog Access

Catalog access allows the [User-ID](#) to access Catalog information

[technote](#), [tapemaster](#), [lite](#), [command line](#), [sync](#), [update doco](#)

From:

<https://rtfm.tapetrack.com/> - **TapeTrack Documentation**

Permanent link:

[https://rtfm.tapetrack.com/technote/user\\_rights?rev=1651718576](https://rtfm.tapetrack.com/technote/user_rights?rev=1651718576)

Last update: **2025/01/21 22:07**

