

# User Access Rights

User access rights, or privileges, for TapeTrack are divided into software rights, software access and Customer access. This allows the same software privileges to be assigned to different Users while also choosing which Customers they have access to.

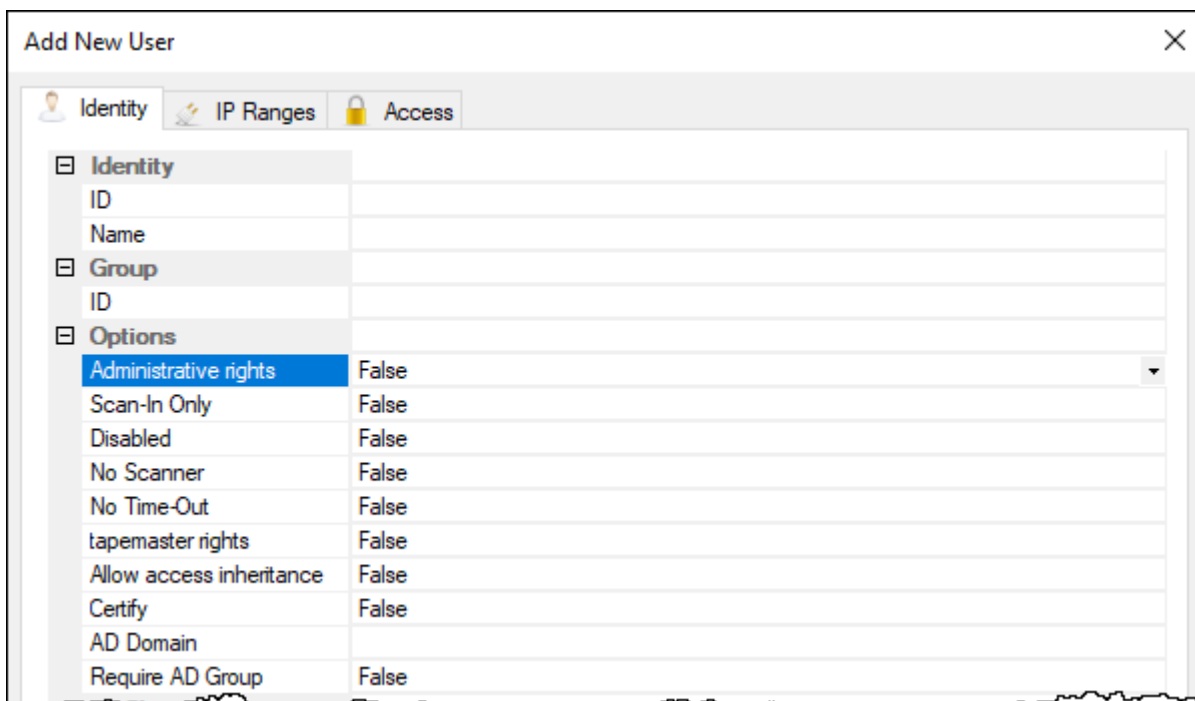
## User Rights

User rights assign access rights for the TapeTrack software menus and functions.

## Administration Rights

Administration Rights allow a user-ID to:

- Set Allow Deletes for Volumes to true or false
- Add and delete Repositories
- Add and delete Media Types
- Add and delete Customers
- Set Customer options
- Set Media options
- Set Repository options



Add New User	
Identity   IP Ranges   Access	
Identity	
ID	
Name	
Group	
ID	
Options	
Administrative rights	False
Scan-In Only	False
Disabled	False
No Scanner	False
No Time-Out	False
tapemaster rights	False
Allow access inheritance	False
Certify	False
AD Domain	
Require AD Group	False

## Scan-In Only

Scan-In Only restrict the user-ID to only being able to Scan-in the Volumes to their Target location.

Identity	
ID	
Name	
Group	
ID	
Options	
Administrative rights	False
Scan-In Only	False
Disabled	False
No Scanner	False
No Time-Out	False
tapemaster rights	False
Allow access inheritance	False
Certify	False
AD Domain	
Require AD Group	False

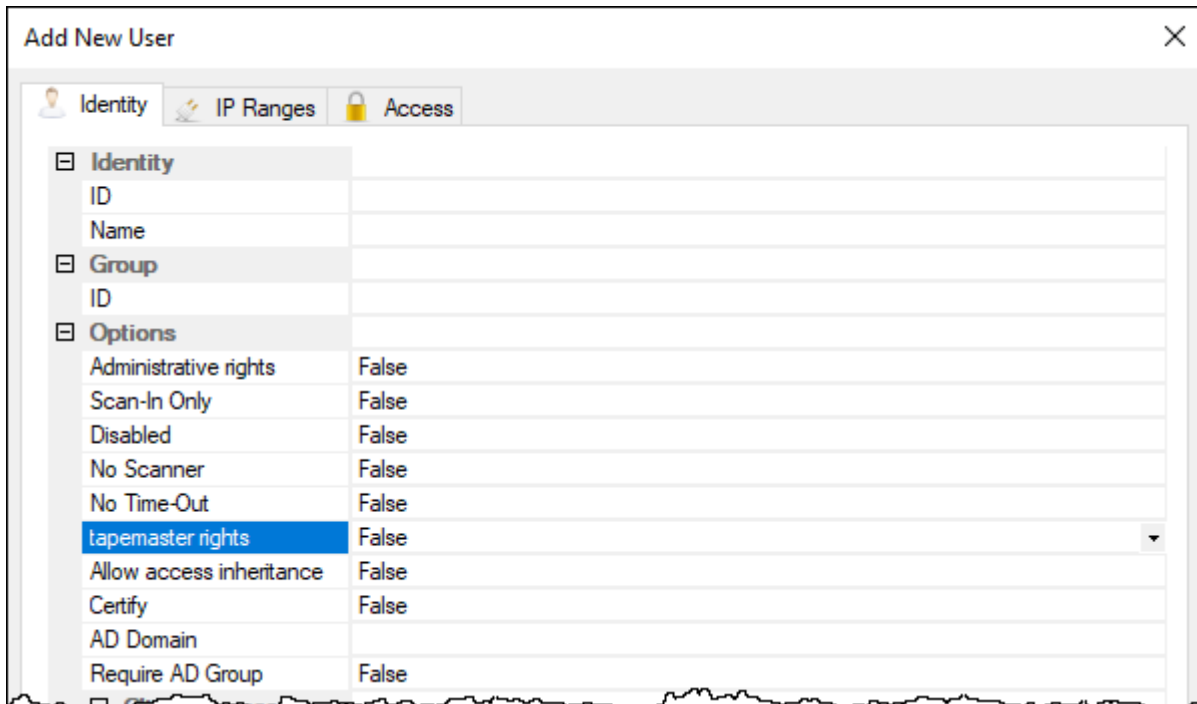
## Tapemaster Rights

tapemaster rights give the user-ID tapemaster super rights (full administration and total access) which allow:

- Access to the Administration main menu functions
- Add, Delete or disable user-ID's
- Active [Users](#)
- Barcode administration
- [User](#) administration
- Server options and statistics
- Stock Control
- Zone administration
- Server Licensing



Only the user tapemaster can assign another user tapemaster rights.



## Certify Rights

Certify rights allow a user-ID to create and read certificates.

Client Access rights determine which desktop software the user-ID has access to. The access rights are for TapeMaster, Lite, Checkpoint and Sync.

## Software Access

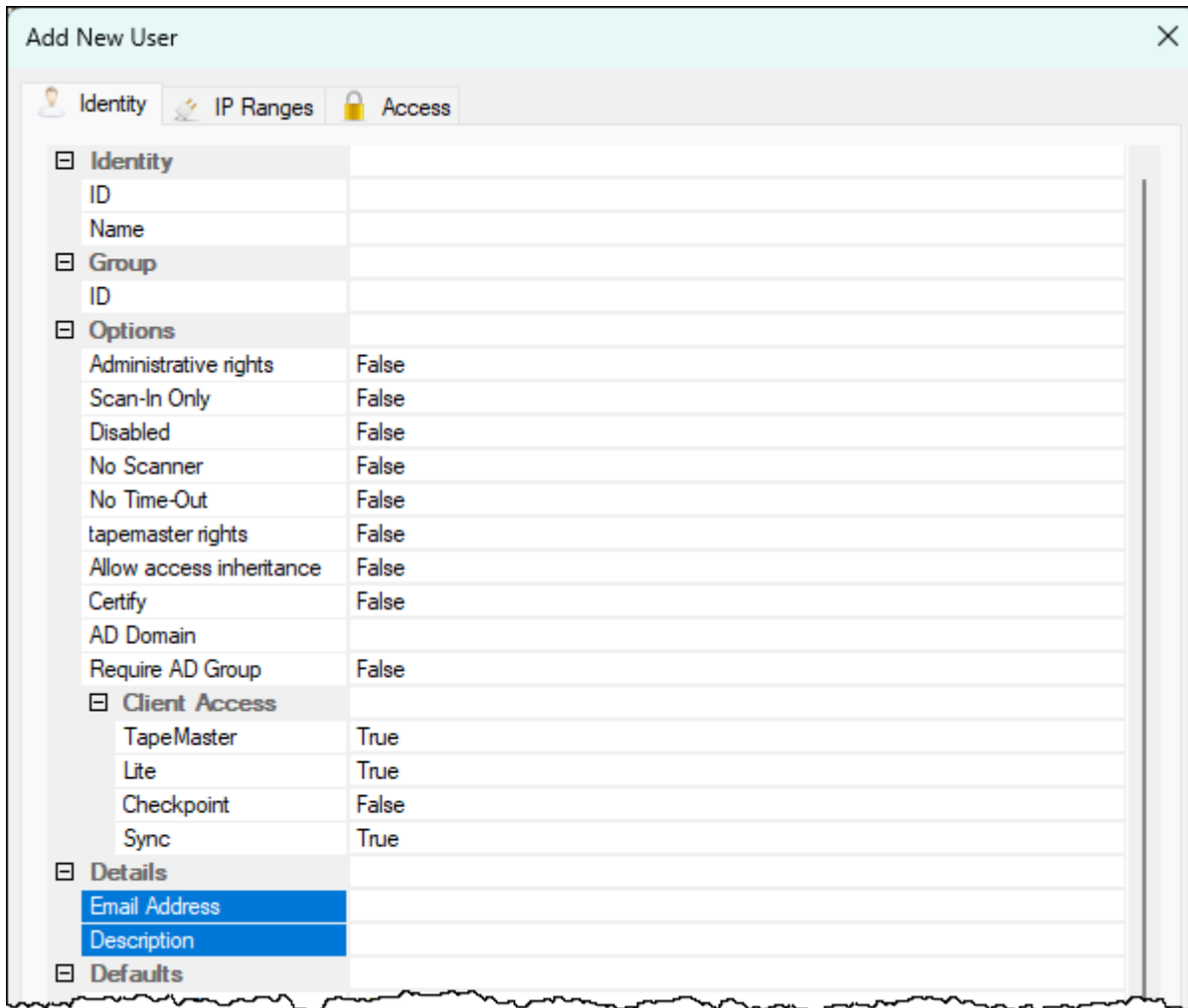
Desktop software access can be assigned to a User-ID based on which products are required. For example, clients for an offsite vaulting service only need to scan their tapes in or out and access can be granted to Lite, excluding the ability for that Client to login using TapeMaster.

Software access choices are TapeMaster, Lite, Checkpoint and Sync.

Identity	
ID	
Name	
Group	
ID	
Options	
Administrative rights	False
Scan-In Only	False
Disabled	False
No Scanner	False
No Time-Out	False
tapemaster rights	False
Allow access inheritance	False
Certify	False
AD Domain	
Require AD Group	False
Client Access	
TapeMaster	True
Lite	True
Checkpoint	False
Sync	True
Details	

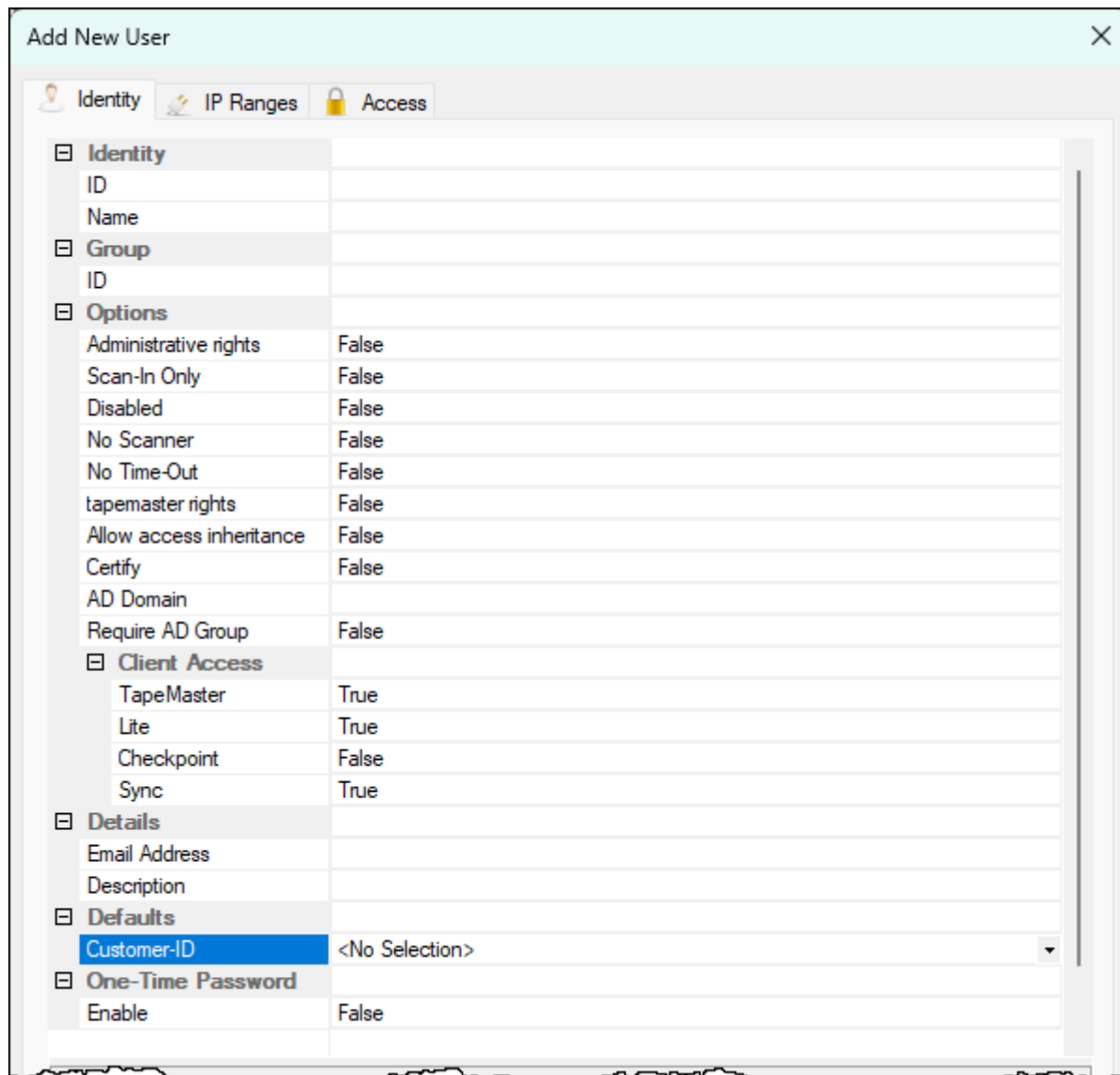
## Details

Email address allows the user to login with their email instead of the username. This is deactivated if using Windows AD login with the require AD Group is set to true.



## Defaults

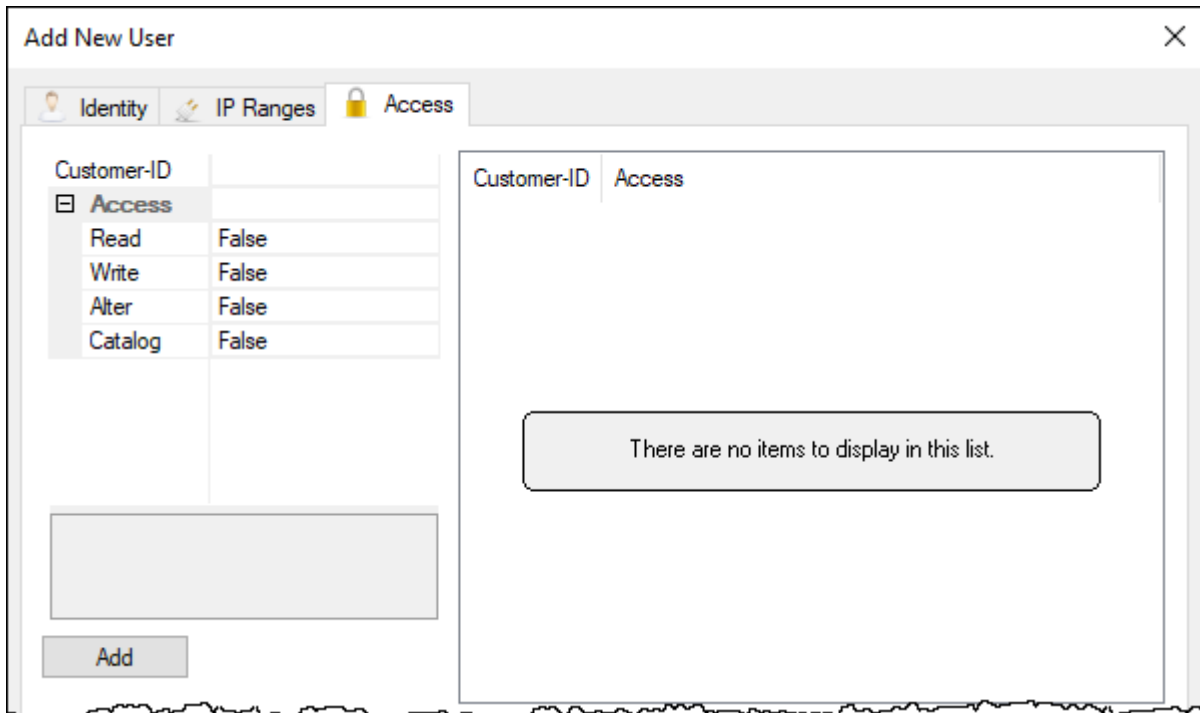
Selects the preferred default customer when opening the desktop software if the user has access to multiple Customer-ID's.



## Customer Access Rights

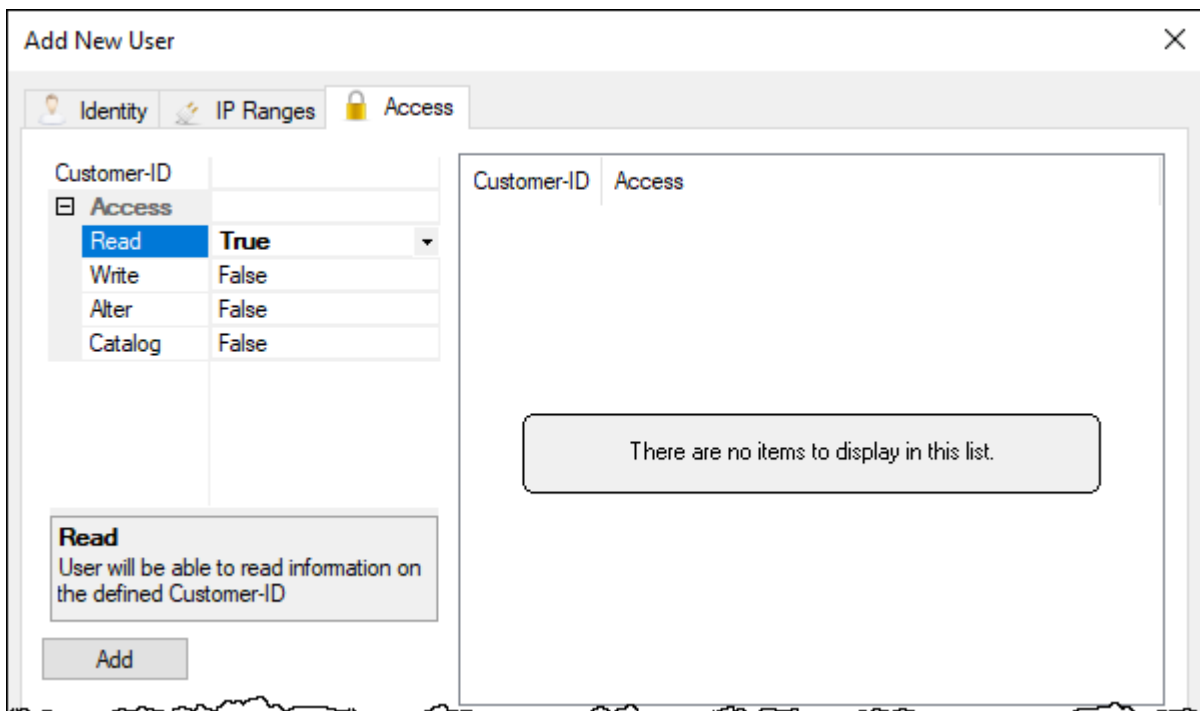
Customer access rights can be assigned to a User on a per Customer basis. For example you may assign full Customer access to a staff member at the location of that Customer Volumes but only read access for other Customers Volumes.

The Customer-ID needs to be added, not shown in images as Customer-ID's are unique to every installation. If access to all Customer-ID's is required use an asterisk as a wildcard. Once access rights have been set, click Add to commit the data. This process can be repeated for each Customer-ID required.



### Read Access

Read access allows the **User-ID** to view the Inventory for the assigned **Customer-ID** but not make any alterations to the data including the **Volume's** location or attributes.

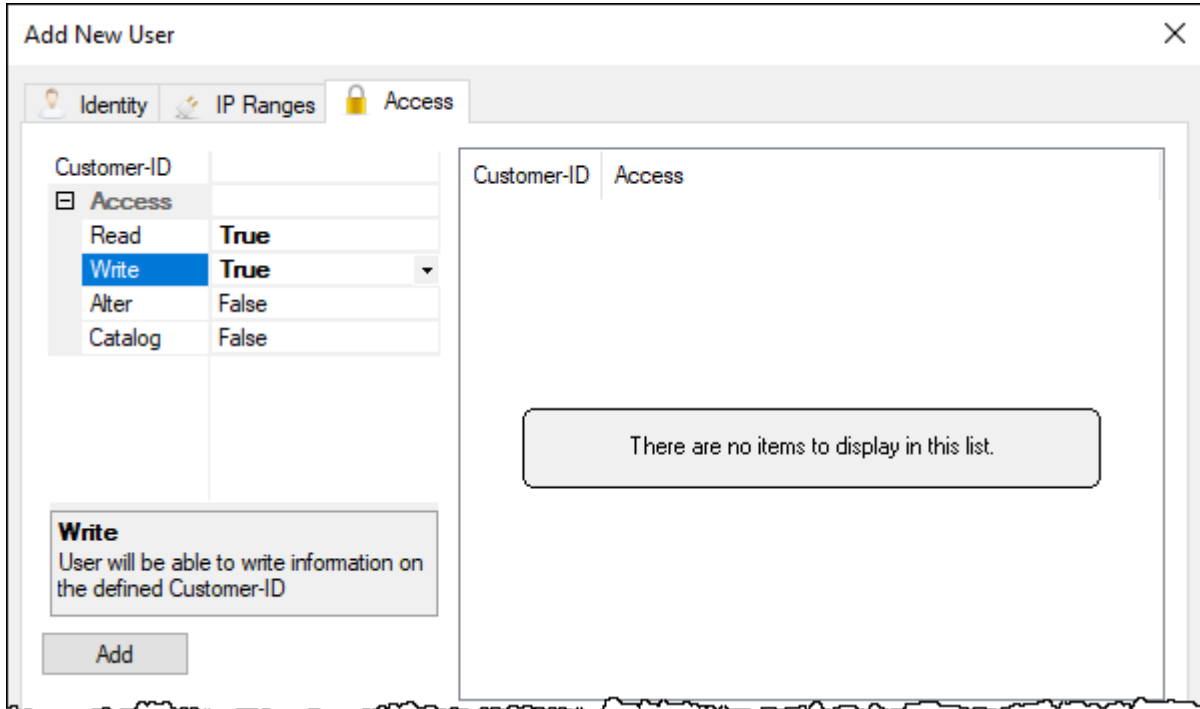


### Write Access

Write access allows the **User-ID** to:

- Place **Volumes** into a move

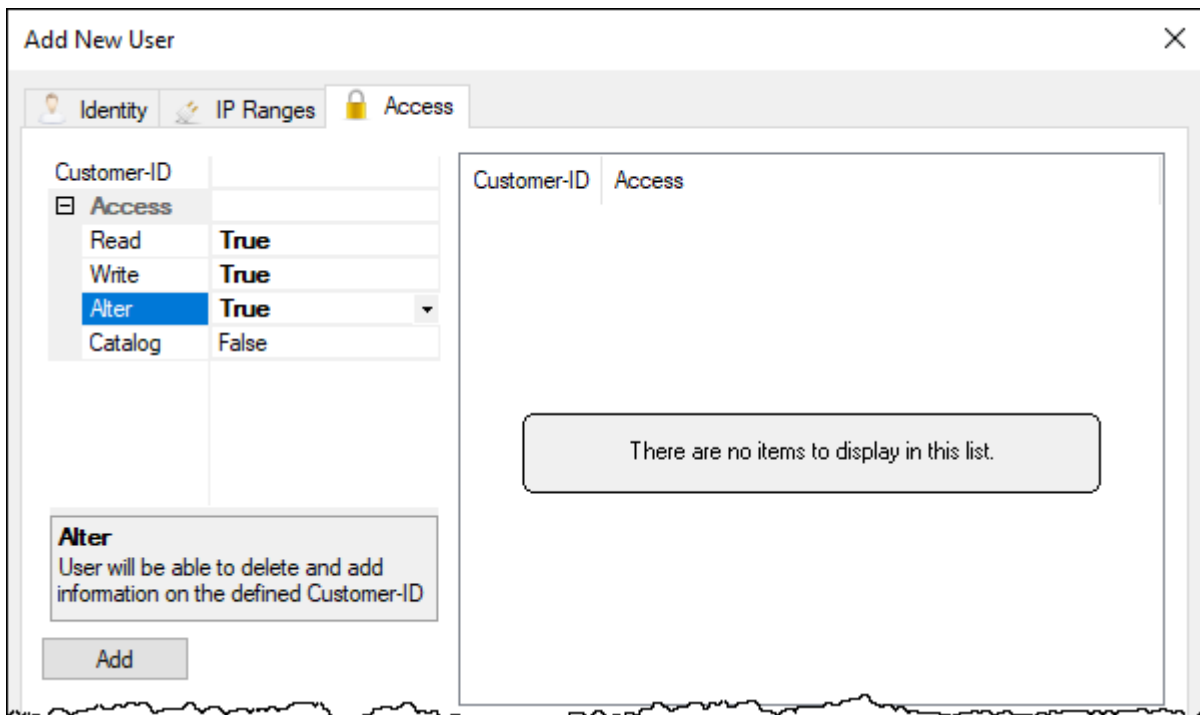
- Confirm [Volumes](#) into Repositories
- Add or change [Volume](#) attributes and Flags



## Alter Access

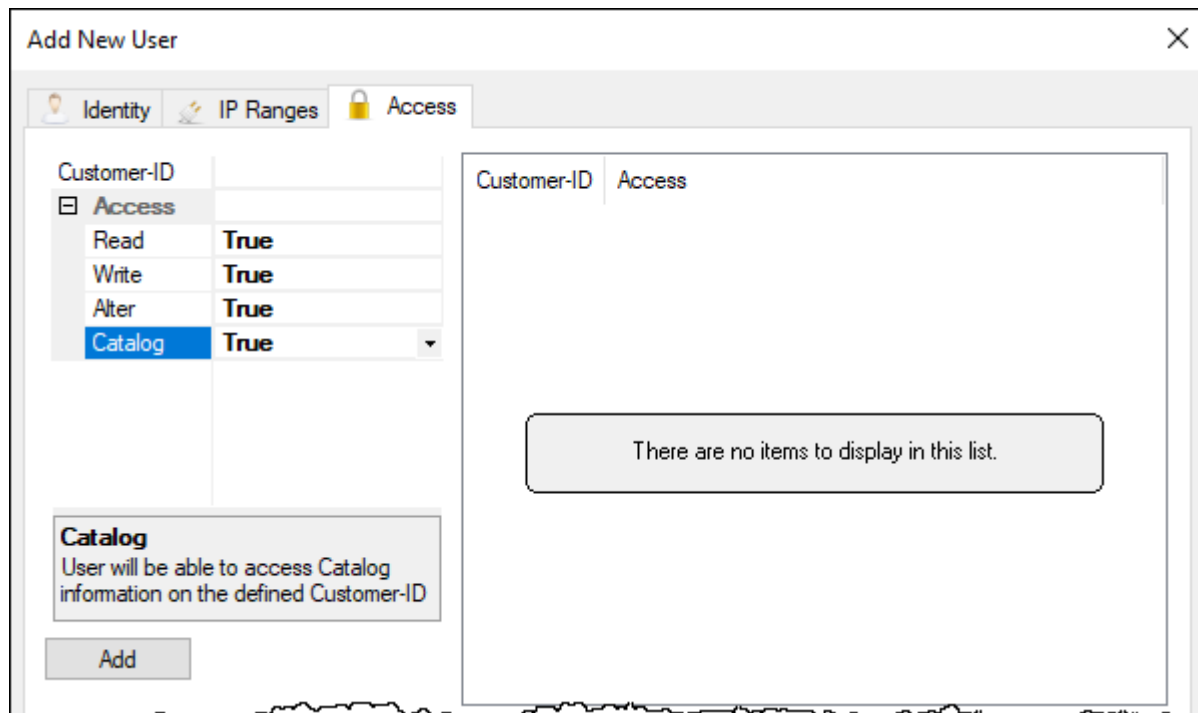
Alter access allows the [User-ID](#) to:

- Add [Volumes](#)
- Delete [Volumes](#) if current Repository set to Allow Deletes



## Catalog Access

Catalog access allows the [User-ID](#) to access Catalog information



[technote](#), [user](#), [tapemaster](#), [lite](#), [command line](#), [sync](#), [update doco](#)

From:  
<https://rtfm.tapetrack.com/> - **TapeTrack Documentation**

Permanent link:  
[https://rtfm.tapetrack.com/technote/user\\_rights?rev=1753837228](https://rtfm.tapetrack.com/technote/user_rights?rev=1753837228)

Last update: **2025/07/30 01:00**

