

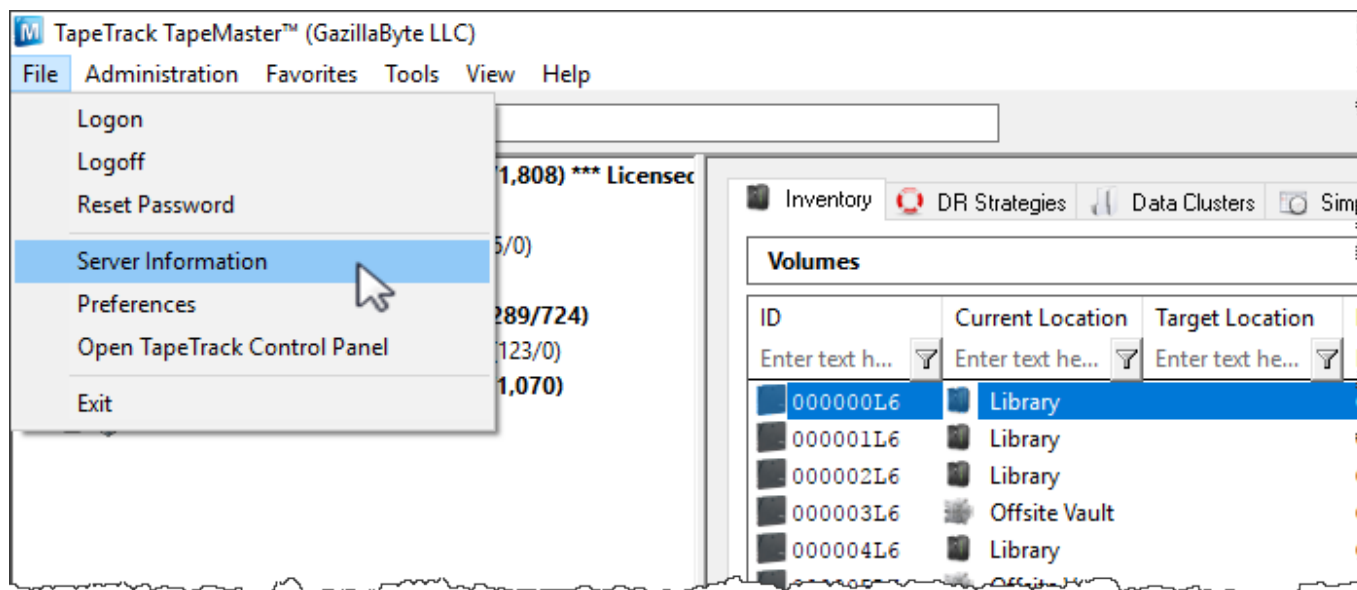
# TapeTrack Version Information

## Framework Server Version Information

### Framework Server Version Information Via TapeMaster

Checking version information via the TapeMaster main menu:

- Login to TapeMaster
- Select File > Server Information



The version information is displayed under the field Server Details, Version in the form of a date.

The screenshot shows a window titled "Server Information" with a close button (X) in the top right corner. The window contains several sections of information:

- Header:** A blue globe icon with a server rack inside, connected to a network cable.
- Server Details:**
  - Owner: GazillaByte
  - Description: Production
  - Version: Monday, June 15, 2020 - 16:31:16
- Server Runtime Details:**
  - Process-ID: 1580
  - Current Time: Thursday, July 02, 2020 - 12:07:24
  - Start Time: Monday, June 29, 2020 - 14:58:27
  - Uptime: 2 Days, 21 hours, 8 minutes 57 seconds
- Current User Information:**
  - User-ID: tapemaster
  - User Name: Super User
  - User E-Mail:
- Server Details (Performance):**
  - Requests: 72
  - Bytes Sent: 11,924
  - Bytes Received: 2,112
  - Compression: 69,184 (with a green progress bar)
  - Bytes Received (Compression): 569 (with a green progress bar)

An "OK" button is located at the bottom right of the window.

Click OK or X to close the window.

## Framework Server Version Information Via Command Prompt

Checking version information via a Command Line Prompt.

- Open a Command Prompt on the Server where TapeTrack Framework Server is installed.
- Enter the command `TMSS10Server -V`

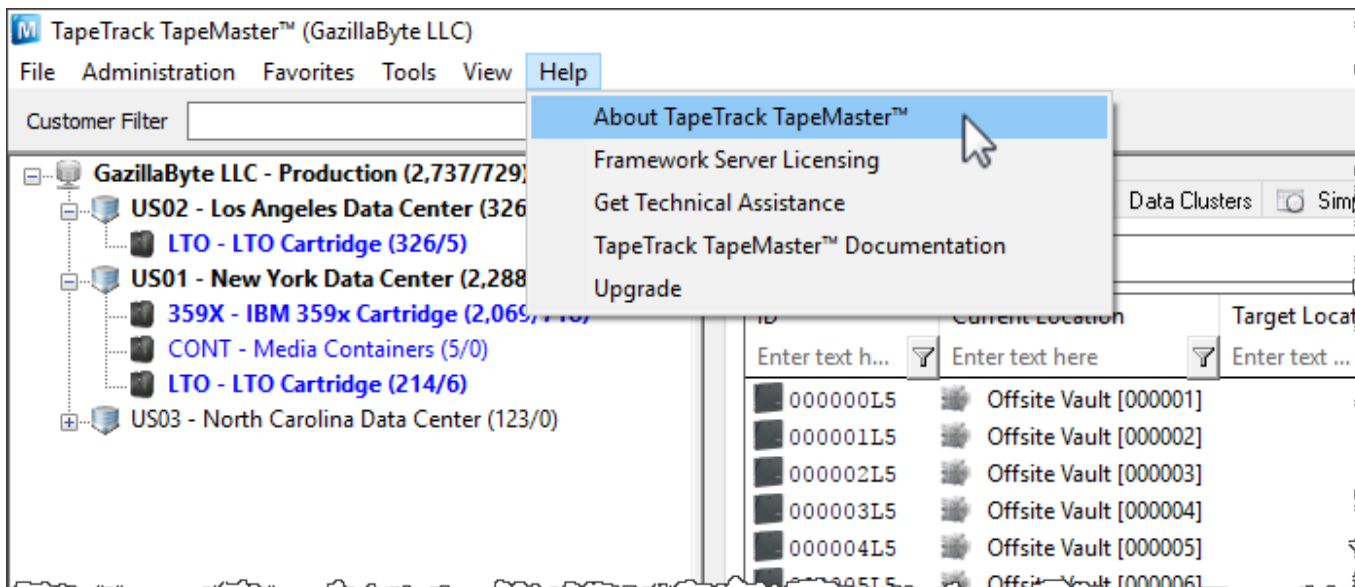
The version information is displayed with a compile date and time.

```
C:\Users\gazillabyte>tmss10server -V
TapeTrack Framework Server. Compiled Jun 15 2020 @ 16:31:16
```

# TapeMaster Version Information

Checking version information via the Menu:

- Login to TapeMaster
- Select Help > About TapeTrack TapeMaster from the main menu



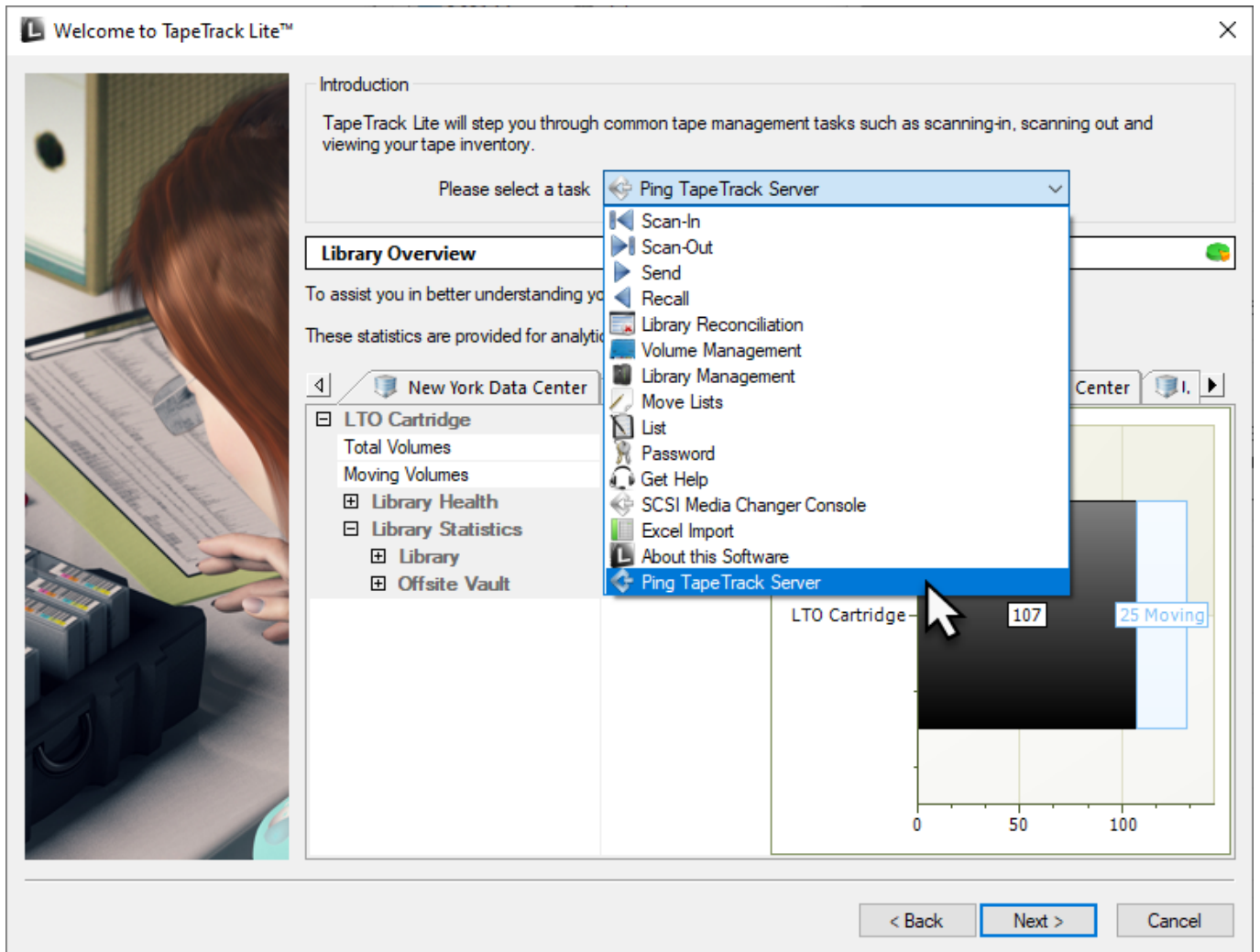
The version information is displayed under the field Compiled in the form of a date.



Click OK or X to close the window.

## Lite Version Information

Log into Lite and from the drop down menu select About This Software



The version information is displayed under the field Compiled in the form of a date.

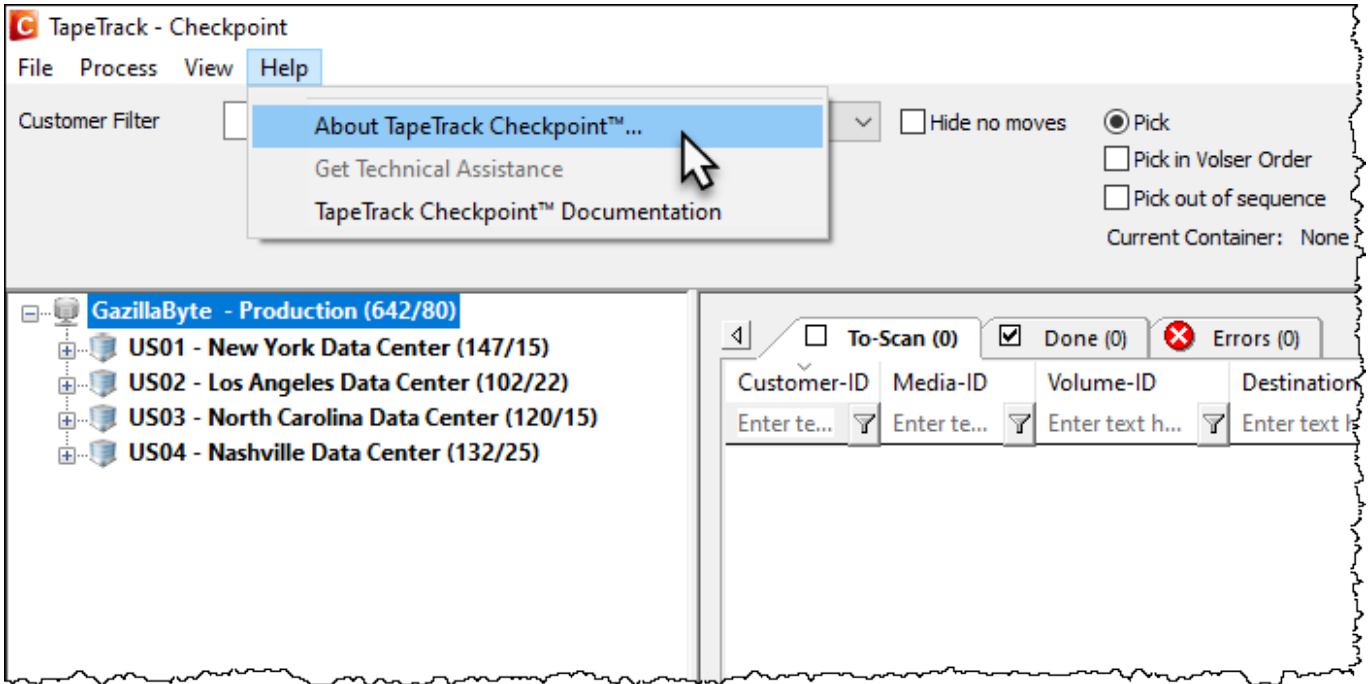


Click OK or X to close the window.


## Checkpoint Version Information

Checking version information via the Menu:

- Login to TapeMaster
- Select Help > About TapeTrack Checkpoint from the main menu.



The version information is displayed under the field Compiled in the form of a date.



Click OK or X to close the window.

# TMSS10Sync Version Information

[update doco](#)

From:

<https://rtfm.tapetrack.com/> - **TapeTrack Documentation**

Permanent link:

<https://rtfm.tapetrack.com/technote/version?rev=1593660696>

Last update: **2025/01/21 22:07**

