

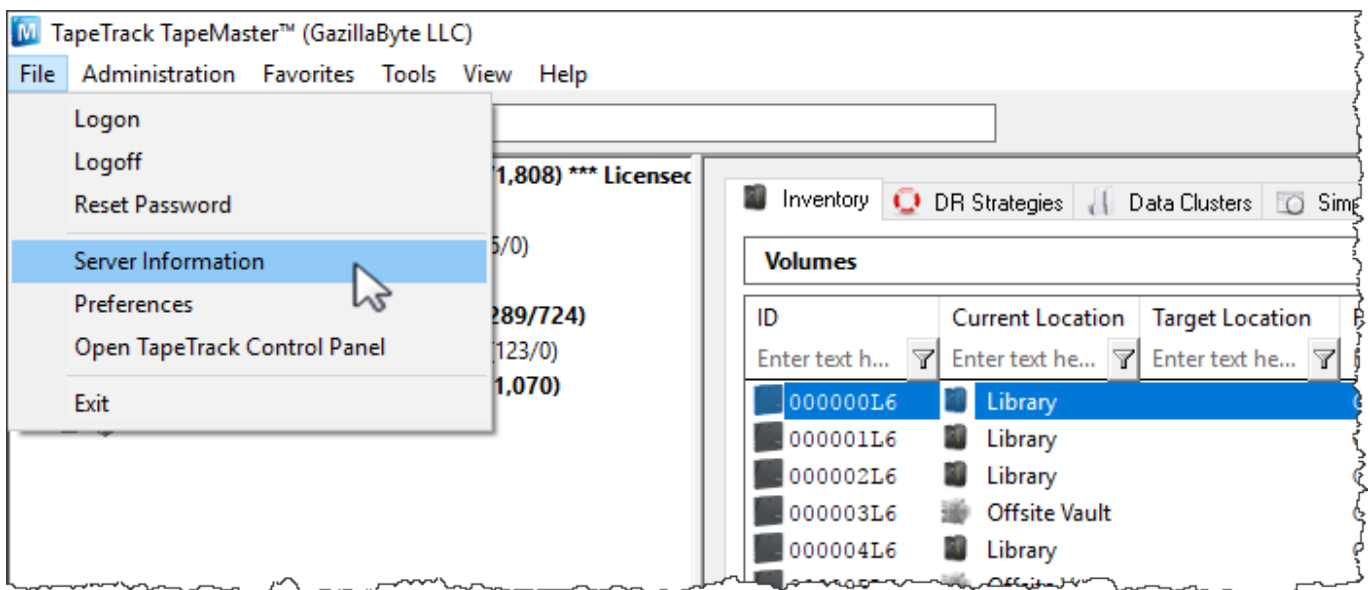
# TapeTrack Version Information

## Framework Server Version Information

### Framework Server Version Information Via TapeMaster

Checking version information via the TapeMaster main menu:

- Login to TapeMaster
- Select File > Server Information



The version information is displayed under the field Server Details, Version in the form of a date.

Server Details	
Owner	GazillaByte
Description	Production
Version	Monday, June 15, 2020 - 16:31:16

Server Runtime Details	
Process-ID	1580
Current Time	Thursday, July 02, 2020 - 12:07:24
Start Time	Monday, June 29, 2020 - 14:58:27
Uptime	2 Days, 21 hours, 8 minutes 57 seconds

Current User Information	
User-ID	tapemaster
User Name	Super User
User E-Mail	

Server Details	
Requests	72
Bytes Sent	11,924
Bytes Received	2,112
Compression	69,184
	569

Click OK or X to close the window.

## Framework Server Version Information Via Command Prompt

Checking version information via a Command Line Prompt.

- Open a Command Prompt on the Server where TapeTrack Framework Server is installed.
- Enter the command `TMSS10Server -V`

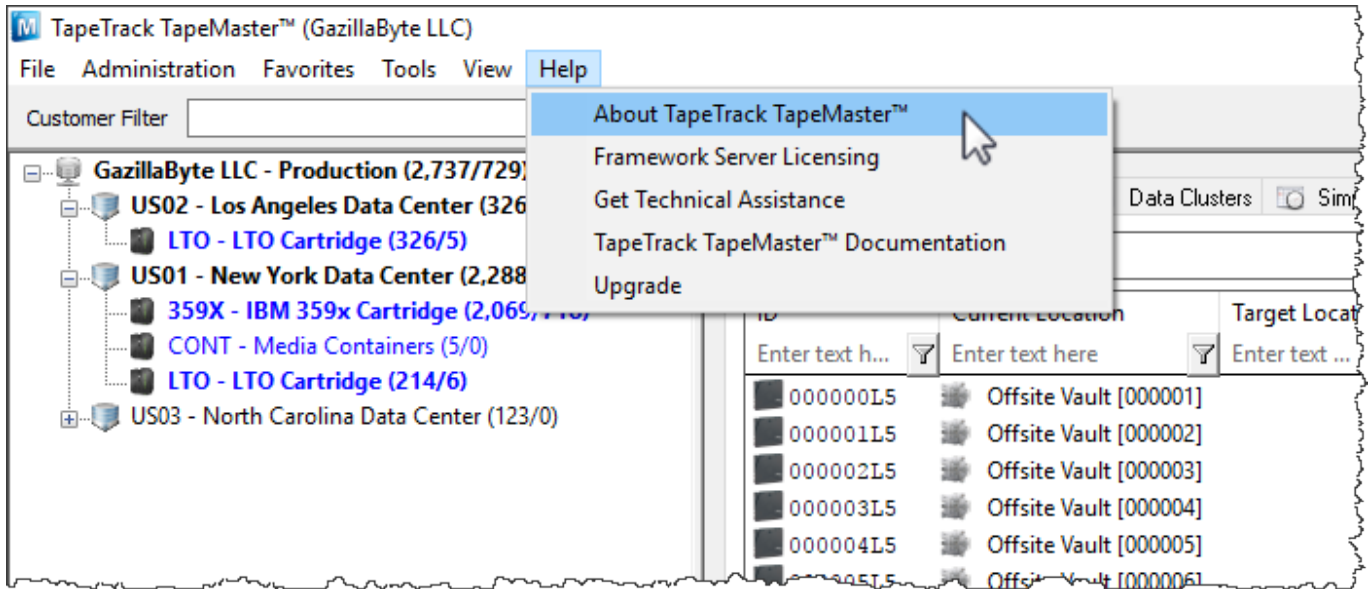
The version information is displayed with a compile date and time.

```
C:\Users\gazillabyte>tmss10server -V  
TapeTrack Framework Server. Compiled Jun 15 2020 @ 16:31:16
```

# TapeMaster Version Information

Checking version information via the Menu:

- Login to TapeMaster
- Select Help > About TapeTrack TapeMaster from the main menu



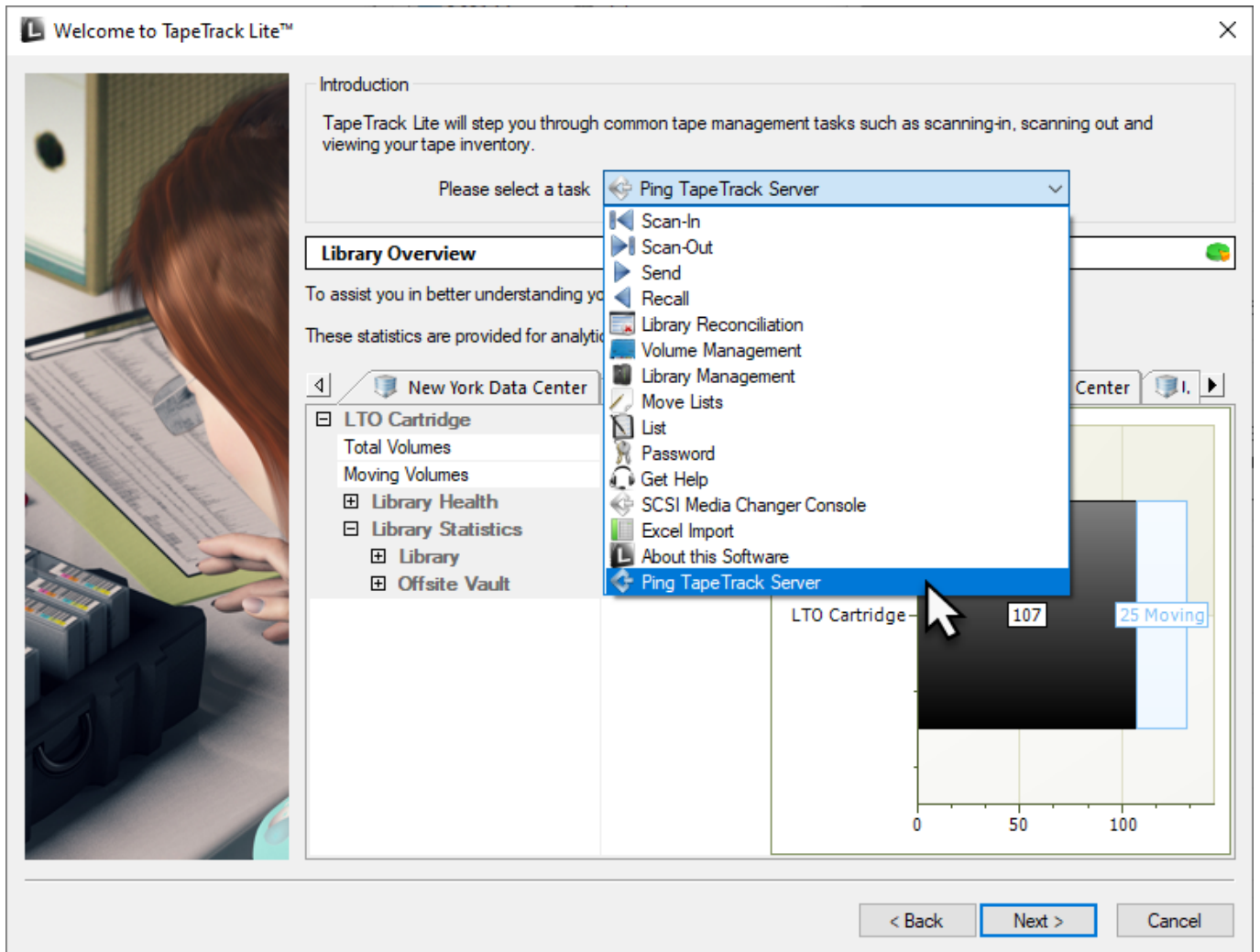
The version information is displayed under the field Compiled in the form of a date.



Click OK or X to close the window.

## Lite Version Information

Log into Lite and from the drop down menu select About This Software



The version information is displayed under the field Compiled in the form of a date.

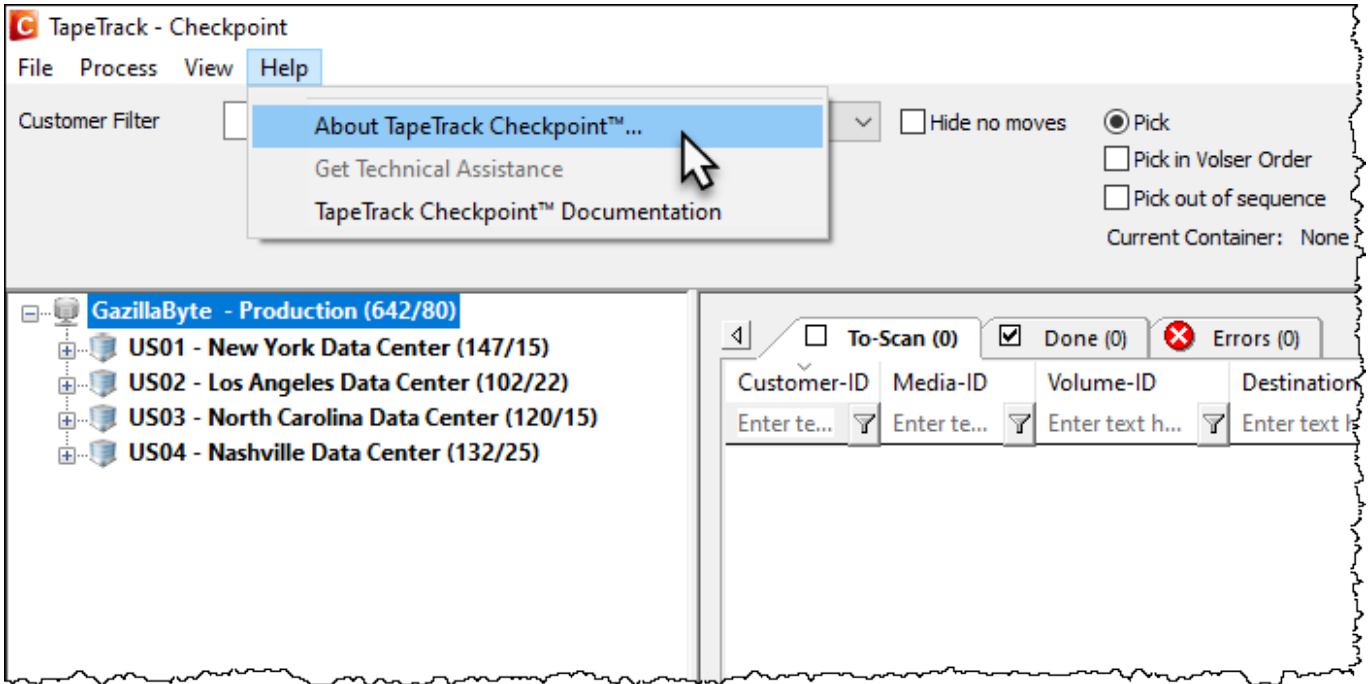


Click OK or X to close the window.


## Checkpoint Version Information

Checking version information via the Menu:

- Login to TapeMaster
- Select Help > About TapeTrack Checkpoint from the main menu.



The version information is displayed under the field Compiled in the form of a date.



Click OK or X to close the window.

## Server Utilities Version Information

Checking version information via a Command Line Prompt.

Open a Command Prompt on the Server where TapeTrack Server Utilities are installed. Enter the command for the utility you want the information for, eg TMSS10Inventory with no other attributes.

The version information is displayed with a compile date and time.

```
C:\Program Files\TapeTrack\TapeTrack Server
Utilities\bin\tapetrack>tmss10inventory
ZBT001N-13:43:17 TMSS10Inventory (c) GazillaByte 1998-2020
ZBT002N-13:43:17 Compiled Jun 15 2020 at 15:43:08
...
```

## TMSS10Sync Version Information

Checking version information via a Command Line Prompt.

Open a Command Prompt on the Server where TapeTrack Sync is installed. Enter the command TMSS10Sync with no other attributes.

The version information is displayed with a compile date and time.

```
C:\Program Files\TapeTrack\TapeTrack Server
Utilities\bin\tapetrack>tmss10sync
ZBT001N-13:32:30 TMSS10Sync (c) GazillaByte 1998-2020
ZBT002N-13:32:30 Compiled Jun 15 2020 at 15:44:50
...
```

[update doco](#)

From:  
<https://rtfm.tapetrack.com/> - **TapeTrack Documentation**

Permanent link:  
<https://rtfm.tapetrack.com/technote/version?rev=1593661540>

Last update: **2025/01/21 22:07**

