

TapeTrack Version Information

To determine what version of TapeTrack Software you have installed follow the below instructions for each software component:

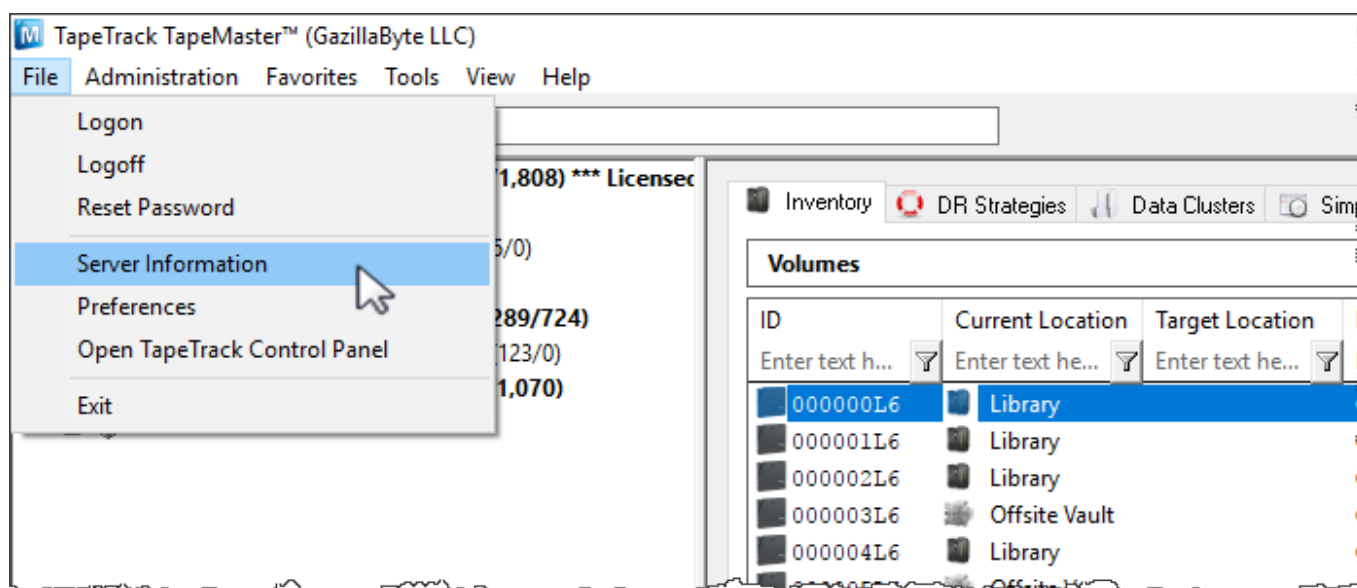
- [TapeTrack Framework Server](#)
- [TapeTrack TapeMaster](#)
- [TapeTrack Lite](#)
- [TapeTrack Checkpoint](#)
- [TapeTrack Server Utilities](#)
- [TapeTrack TMSS10Sync](#)
- [TapeTrack Offline Scanner](#)

Framework Server Version Information

Framework Server Version Information Via TapeMaster

Checking version information via the TapeMaster main menu:

- Login to TapeMaster
- Select File > Server Information



The version information is displayed under the field Server Details, Version in the form of a date.

The screenshot shows a window titled "Server Information" with a close button (X) in the top right corner. Inside the window, there is a header area with a blue globe icon and a network cable. Below this, the window is divided into several sections:

- Server Details:**
 - Owner: GazillaByte
 - Description: Production
 - Version: Monday, June 15, 2020 - 16:31:16
- Server Runtime Details:**
 - Process-ID: 1580
 - Current Time: Thursday, July 02, 2020 - 12:07:24
 - Start Time: Monday, June 29, 2020 - 14:58:27
 - Uptime: 2 Days, 21 hours, 8 minutes 57 seconds
- Current User Information:**
 - User-ID: tapemaster
 - User Name: Super User
 - User E-Mail:
- Server Details (Performance):**
 - Requests: 72
 - Bytes Sent: 11,924
 - Bytes Received: 2,112
 - Compression: 69,184 (with a green progress bar)
 - Bytes Received (Compression): 569 (with a green progress bar)

An "OK" button is located at the bottom right of the window.

Click OK or X to close the window.

Framework Server Version Information Via Command Prompt

Checking version information via a Command Line Prompt.

- Open a Command Prompt on the Server where TapeTrack Framework Server is installed.
- Enter the command `TMSS10Server -V`

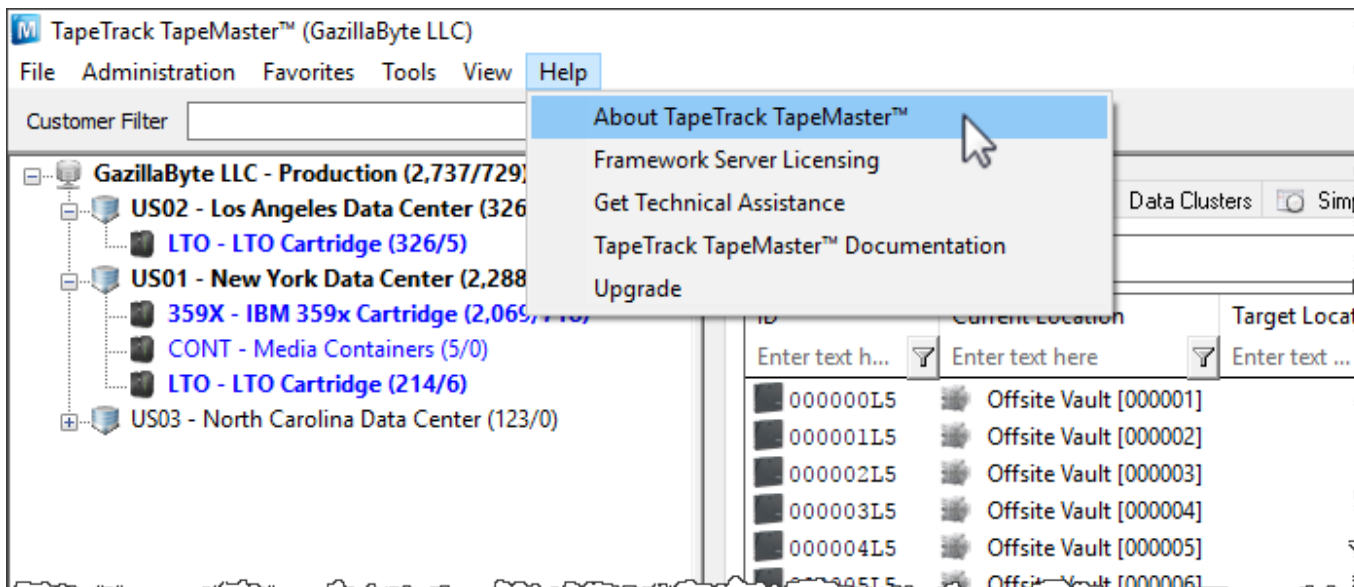
The version information is displayed with a compile date and time.

```
C:\Users\gazillabyte>tmss10server -V
TapeTrack Framework Server. Compiled Jun 15 2020 @ 16:31:16
```

TapeMaster Version Information

Checking version information via the Menu:

- Login to TapeMaster
- Select Help > About TapeTrack TapeMaster from the main menu



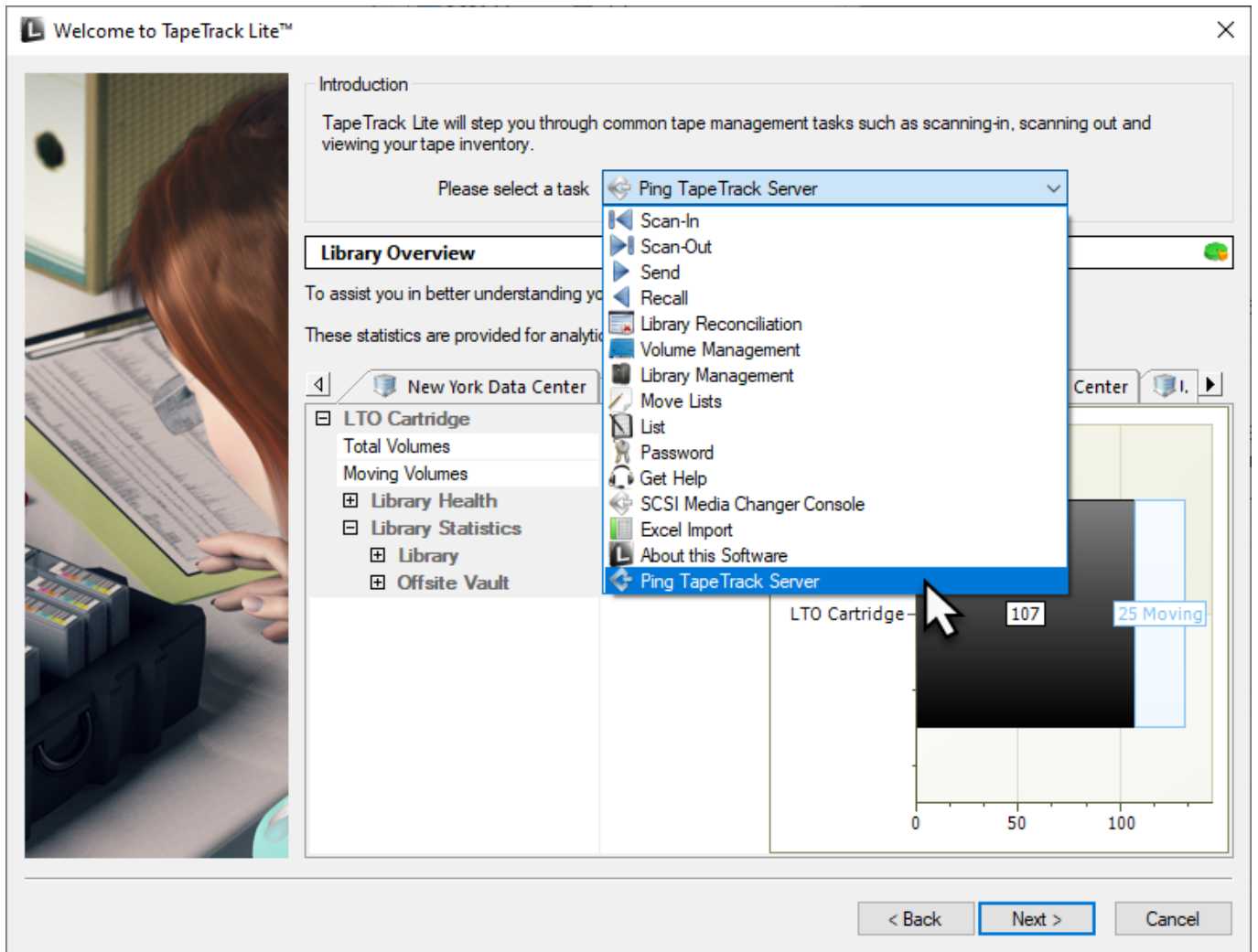
The version information is displayed under the field Compiled in the form of a date.



Click OK or X to close the window.

Lite Version Information

Log into Lite and from the drop down menu select About This Software



The version information is displayed under the field Compiled in the form of a date.



Click OK or X to close the window.

Checkpoint Version Information

Checking version information via the Menu:

- Login to TapeMaster
- Select Help > About TapeTrack Checkpoint from the main menu.



The version information is displayed under the field Compiled in the form of a date.



Click OK or X to close the window.

Server Utilities Version Information

Checking version information via a Command Line Prompt.

As the Server Utilities are a group of individual executables, the compile dates need to be accessed individually.

Open a Command Prompt on the Server where TapeTrack Server Utilities are installed. Enter the command for the utility you want the information for, eg TMSS10Inventory with no other attributes.

The version information is displayed with a compile date and time.

```
C:\Program Files\TapeTrack\TapeTrack Server
Utilities\bin\tapetrack>TMSS10Inventory
ZBT001N-13:43:17 TMSS10Inventory (c) GazillaByte 1998-2020
ZBT002N-13:43:17 Compiled Jun 15 2020 at 15:43:08
...
```

TMSS10Sync Version Information

Checking version information via a Command Line Prompt.

Open a Command Prompt on the Server where TapeTrack Sync is installed. Enter the command TMSS10Sync with no other attributes.

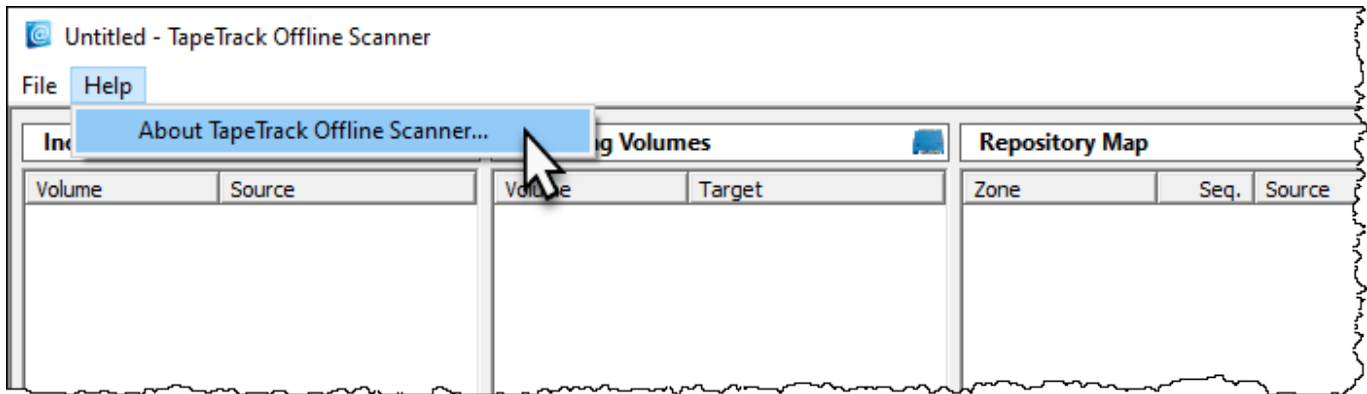
The version information is displayed with a compile date and time.

```
C:\Program Files\TapeTrack\TapeTrack Server
Utilities\bin\tapetrack>TMSS10Sync
ZBT001N-13:32:30 TMSS10Sync (c) GazillaByte 1998-2020
ZBT002N-13:32:30 Compiled Jun 15 2020 at 15:44:50
...
```

Offline Scanner Version Information

Checking version information via the Menu:

- Open TapeTrack Offline Scanner
- Select Help > About TapeTrack Offline Scanner from the main menu




The version information is displayed under the field Compiled in the form of a date.



Click OK or X to close the window.

[update doco](#)



From:

<https://rtfm.tapetrack.com/> - **TapeTrack Documentation**

Permanent link:

<https://rtfm.tapetrack.com/technote/version?rev=1594002475>

Last update: **2025/01/21 22:07**

