

Home Slot

When Volumes are slotted by the Command Line Program [TMSS10SlotAllocation](#) the Slots assigned are determined by the Repository Options setting, either [IntelliSlot](#) or First Available.

Assigning a Volume with a Home Slot will have [TMSS10SlotAllocation](#) attempt to slot that Volume to its Home Slot first, if that Slot is unavailable the Volume will be Slotted according to the pre-set protocol.

Assigning A Home Slot

Volume Already Slotted In Required Home Slot

If the Volume is already Slotted in (eg. Volume 000010L6), or assigned to the Slot (eg. Volume 000006L6), right click on the Volume and select Special Operations > Capture Home Slot.

Using this method you can set the Home Slot of one or multiple Volumes in the one operation.



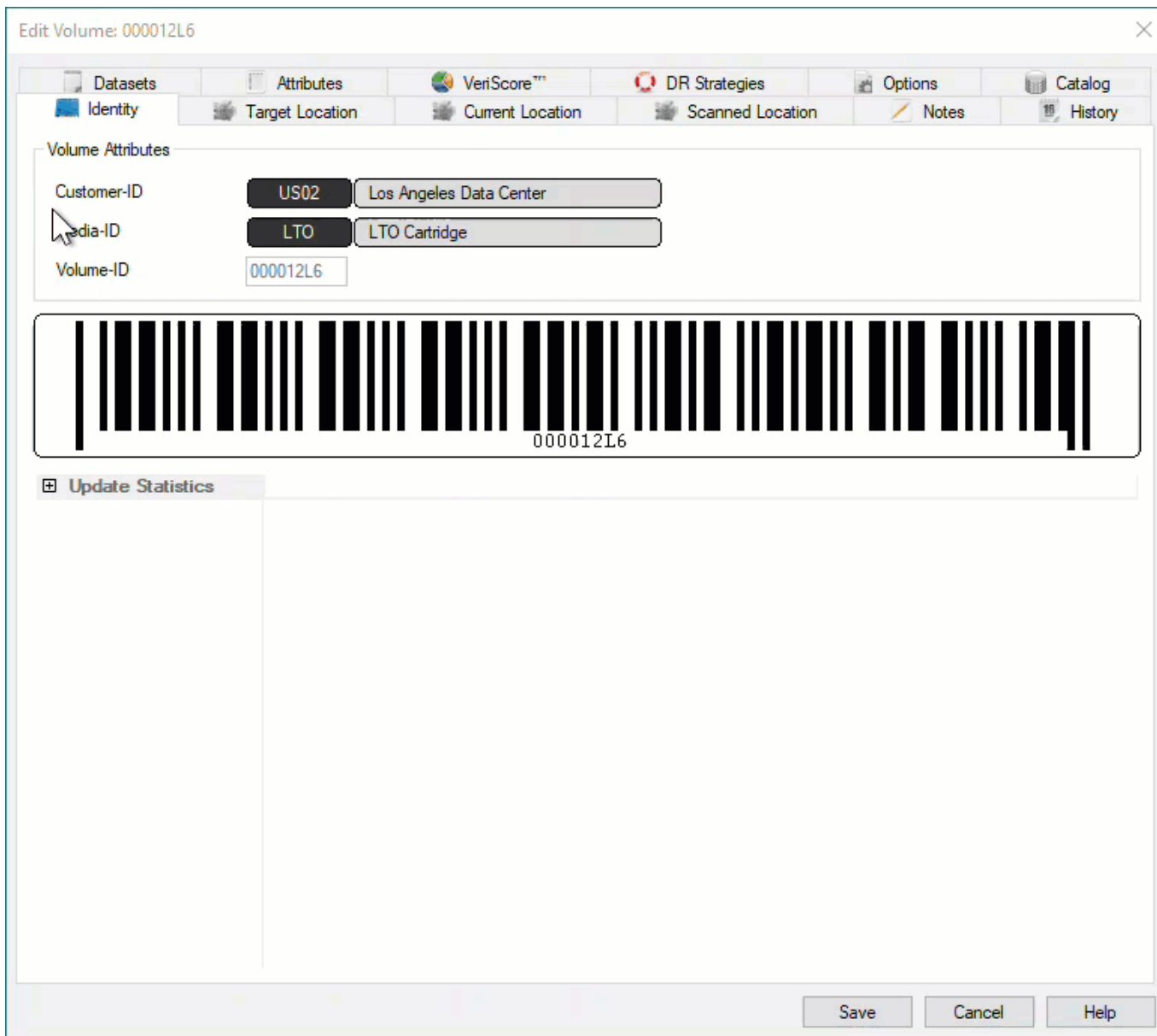
If you use this process with a Volume that is not Slotted or assigned to a Slot (eg. Volume 000012L6) the Home Slot will be set to zero (no Home Slot).


If you use this process on a Volume that already has a Home Slot, the Home Slot value will be set to the Current assigned Slot.

Setting Home Slot Via Volume Properties

To assign a Volume to a Home Slot, from the Inventory window in TapeMaster:

- Right-click a Volume and select Properties
- Select the Options tab
- Expand the Home Locations
- In the Slot field enter the required Home Slot number by using the incrementor arrows (eg. 3) or typing in the number (eg. 212).
- Click Save to update the data and close the Properties window.



 If a Volume is Slotted in multiple Repositories (eg Offsite Vault and Racking), [TMSS10SlotAllocation](#) will attempt to assign it to its Home Slot in all Repositories.

Slotting Volumes In Home Slot Automatically

If Restore Home Slot is set to True, the Volumes will be placed in their Home Slot without the need to run TMSS10SlotAllocation.

To set Restore Home Slot right click the required Repository and select Properties.

Edit Repository: Offsite Vault


Identity Zones Slot Usage Options Usage History Movement History Certification

Attributes

Customer-ID	US02	Los Angeles Data Center
Media-ID	LTO	LTO Cartridge
Repository-ID	OFFS	
Description	Offsite Vault	

Update Statistics

Save Cancel Help

 Ensure each Volume has a unique Home Slot value. Assigning a slot to more than one Volume's Home Slot value can result in multiple Volumes being Slotted in the one Slot.

[update doco, home, slot](#)

From:
<https://rtfm.tapetrack.com/> - **TapeTrack Documentation**

Permanent link:
https://rtfm.tapetrack.com/technote/volume_home_slot?rev=1627259731

Last update: **2025/01/21 22:07**

