

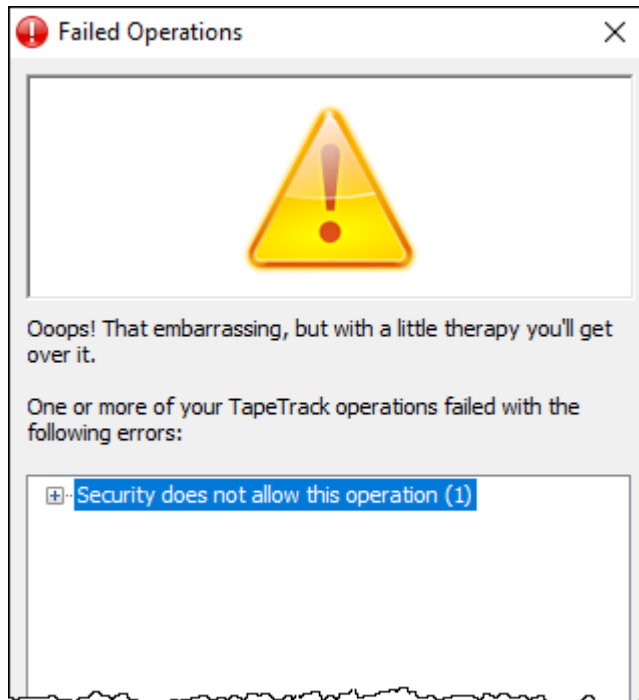
Troubleshooter: Deleting Volumes

The purpose of this troubleshooter is to diagnose why volumes in TapeTrack cannot be deleted.

To diagnose why you cannot delete volumes, select the error presented:

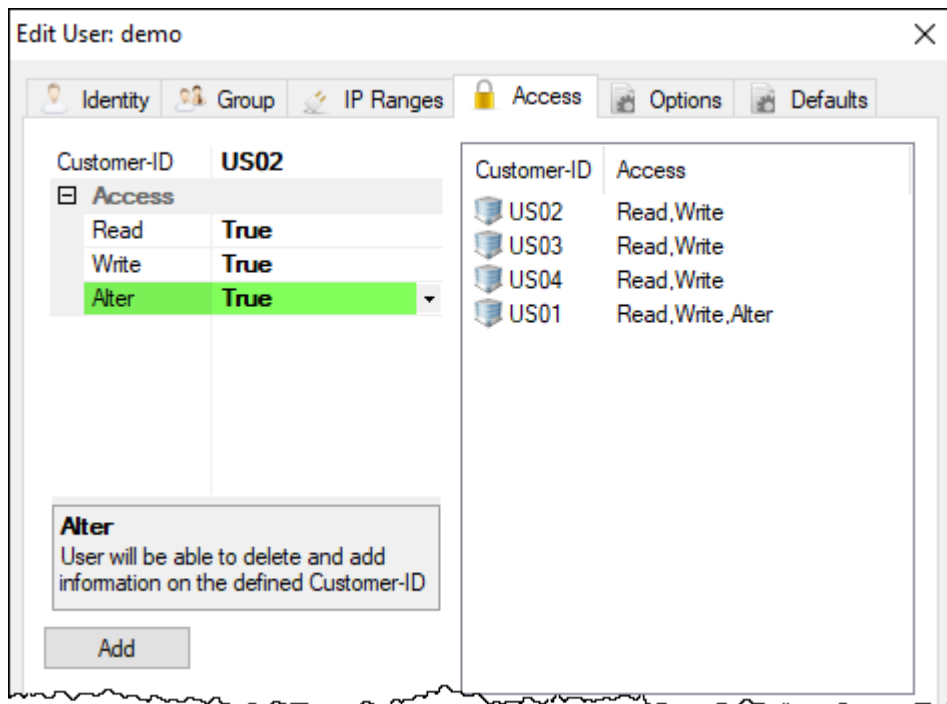
Security does not allow this operation

The error **Security does not allow this operation** indicates your User-ID does not have sufficient access rights to delete volumes from TapeTrack.



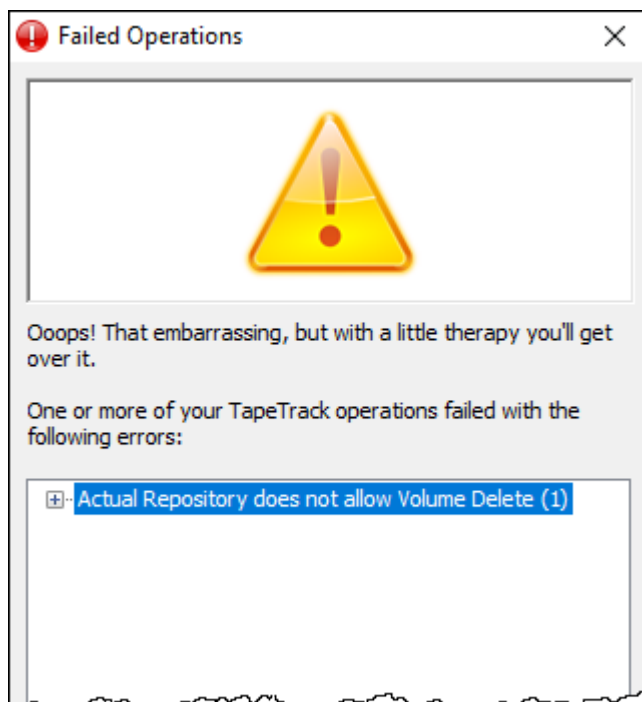
To remove volumes from TapeTrack you will need to either:


- Have you administrator [raise your access](#) to include **Alter** rights.
- Have a user with **Alter** rights remove the volumes for you.



Actual Repository does not allow volume delete

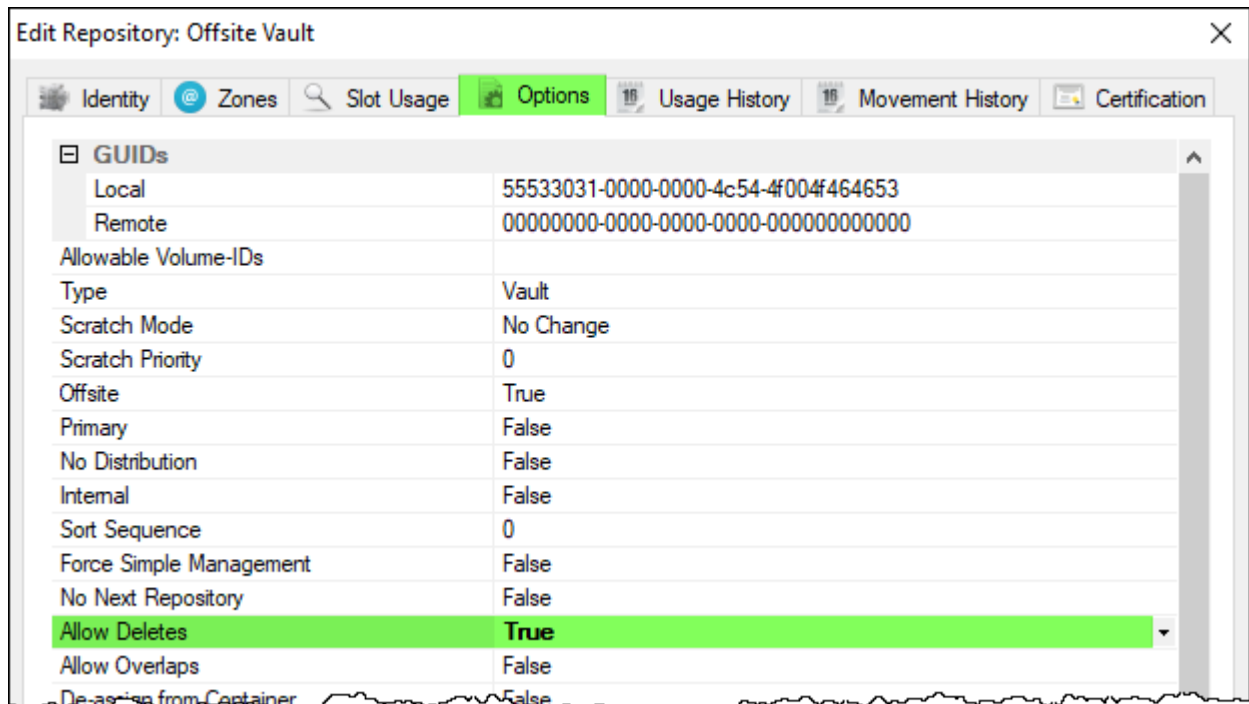
The error **Actual Repository does not allow volume delete** indicates that the repository option **Allow deletes** is set to false. This option is set to false by default to limit the ability of accidental deletion of volumes.



 It is best practice to keep **Allow Deletes** set to False unless in the actual process of deleting volumes. This keep a safe guard on accidental deletion during normal operation.

To enable volume deletion:

- Right click required repository and select **Properties** or double-click repository.
- Select **Options** tab.
- Set **Allow Deletes** to **True** for the required repository.
- Click **Save** to confirm alterations.



From: <https://rtfm.tapetrack.com/> - **TapeTrack Documentation**

Permanent link: https://rtfm.tapetrack.com/troubleshooting/delete_volumes?rev=1551303375

Last update: **2025/01/21 22:07**

